

Warminster Towne Center

Warminster, PA

Demographic Summary Report

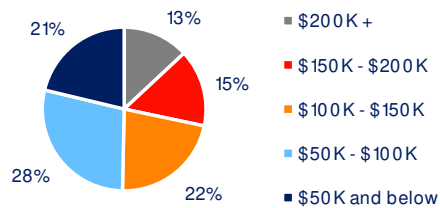
2020 Census, 2024 Estimates & 2029 Projections
Source: Synergos Technologies, Inc

Current Year Demographics	1-Mile Radius	3-Mile Radius	5-Mile Radius	10-Min Drive
Current Population	10,162	81,970	170,589	135,522
Total Daytime Population	9,474	85,323	182,127	153,617
Workplace Population	3,276	40,314	86,677	74,317
Average Household Income	\$117,876	\$121,946	\$144,010	\$129,506
Median Household Income	\$105,893	\$100,669	\$112,382	\$103,547
Total Households	3,769	32,935	64,903	53,213
Median Home Value	\$467,252	\$476,020	\$525,779	\$481,056
College (4+)	33.0%	39.6%	45.4%	42.0%
Total Consumer Spending/Capita (Weekly)	\$507	\$506	\$519	\$505
% of Households with Children	22.7%	24.5%	28.1%	26.6%

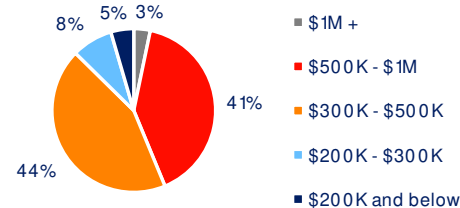
2029 Demographic Projections

Projected Population	10,569	83,371	175,197	138,618
Projected Annual Growth Rate	0.8%	0.3%	0.5%	0.5%
Projected Total Growth Rate (5-Yr)	4.0%	1.7%	2.7%	2.3%

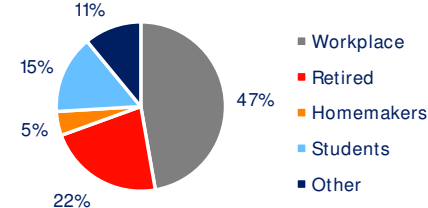
3-Mile Radius Section Detail



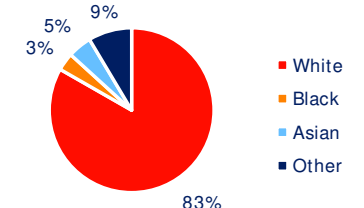
Household Income



Home Value



Daytime Population



Hispanic Origin: 7.3%
Race

BRIXMOR