

# Waterbury Plaza

Waterbury, CT

## Demographic Summary Report

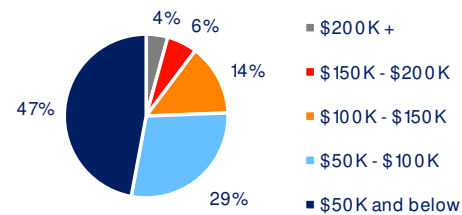
2020 Census, 2024 Estimates & 2029 Projections  
Source: Synergos Technologies, Inc

Current Year Demographics	1-Mile Radius	3-Mile Radius	5-Mile Radius	10-Min Drive
Current Population	11,891	93,207	154,635	127,566
Total Daytime Population	8,591	87,089	143,780	120,697
Workplace Population	1,750	27,704	43,808	37,282
Average Household Income	\$76,227	\$72,997	\$85,353	\$79,341
Median Household Income	\$58,619	\$53,344	\$63,174	\$58,151
Total Households	4,502	35,851	60,385	49,656
Median Home Value	\$227,516	\$246,704	\$273,268	\$250,789
College (4+)	16.8%	16.7%	22.1%	19.3%
Total Consumer Spending/Capita (Weekly)	\$464	\$460	\$473	\$451
% of Households with Children	31.3%	32.1%	29.5%	30.3%

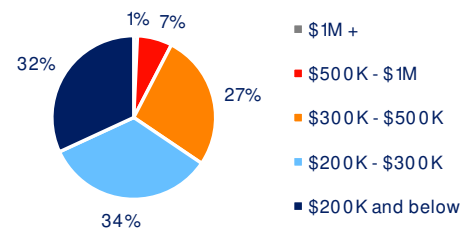
### 2029 Demographic Projections

Projected Population	12,014	93,949	155,747	128,495
Projected Annual Growth Rate	0.2%	0.2%	0.1%	0.1%
Projected Total Growth Rate (5-Yr)	1.0%	0.8%	0.7%	0.7%

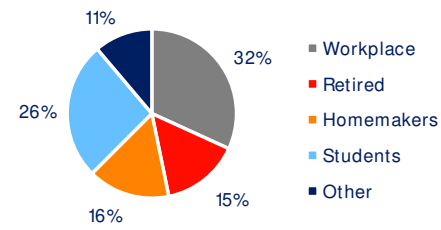
### 3-Mile Radius Section Detail



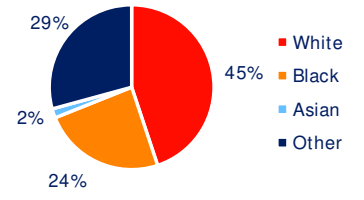
Household Income



Home Value



Daytime Population



Hispanic Origin: 37.5%  
Race

**BRIXMOR**