

# Waterford Commons

Waterford, CT

## Demographic Summary Report

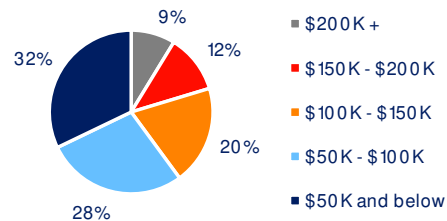
2020 Census, 2024 Estimates & 2029 Projections  
Source: Synergos Technologies, Inc

Current Year Demographics	1-Mile Radius	3-Mile Radius	5-Mile Radius	10-Min Drive
Current Population	1,572	25,342	78,211	73,807
Total Daytime Population	2,811	32,328	100,227	99,302
Workplace Population	2,023	14,201	51,334	51,701
Average Household Income	\$155,200	\$99,114	\$99,597	\$96,989
Median Household Income	\$148,657	\$78,342	\$80,976	\$79,465
Total Households	589	9,416	30,948	29,754
Median Home Value	\$414,349	\$348,439	\$363,895	\$344,002
College (4+)	39.7%	28.8%	33.3%	32.5%
Total Consumer Spending/Capita (Weekly)	\$531	\$483	\$482	\$482
% of Households with Children	35.6%	27.6%	25.6%	25.1%

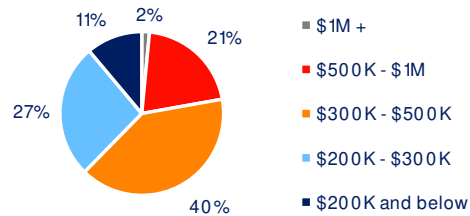
### 2029 Demographic Projections

Projected Population	1,617	25,464	78,596	74,040
Projected Annual Growth Rate	0.6%	0.1%	0.1%	0.1%
Projected Total Growth Rate (5-Yr)	2.8%	0.5%	0.5%	0.3%

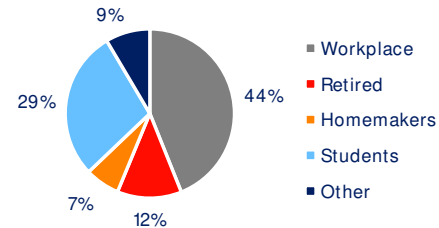
### 3-Mile Radius Section Detail



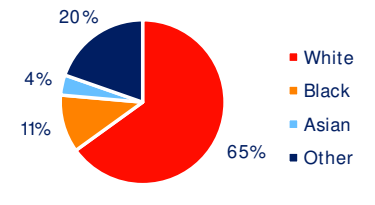
Household Income



Home Value



Daytime Population



Hispanic Origin: 20.5%  
Race

**BRIXMOR®**