

WaterTower Plaza

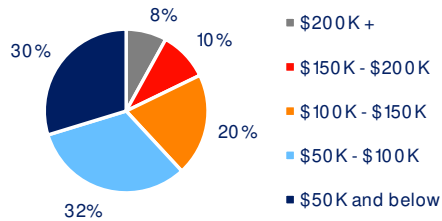
Leominster, MA

Demographic Summary Report

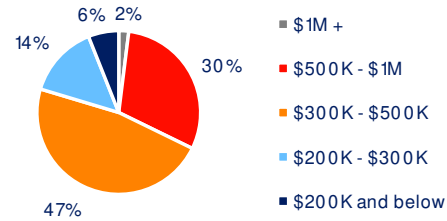
2020 Census, 2024 Estimates & 2029 Projections
Source: Synergos Technologies, Inc

Current Year Demographics	1-Mile Radius	3-Mile Radius	5-Mile Radius	10-Min Drive
Current Population	7,684	51,992	96,715	90,004
Total Daytime Population	8,924	42,432	93,679	89,703
Workplace Population	4,721	17,501	28,886	28,280
Average Household Income	\$98,735	\$99,313	\$99,448	\$97,257
Median Household Income	\$78,855	\$77,685	\$78,019	\$76,227
Total Households	3,304	21,322	38,070	35,515
Median Home Value	\$421,875	\$419,645	\$407,866	\$402,323
College (4+)	31.2%	30.3%	30.2%	29.6%
Total Consumer Spending/Capita (Weekly)	\$486	\$486	\$486	\$483
% of Households with Children	19.7%	24.7%	24.7%	24.4%
2029 Demographic Projections				
Projected Population	7,639	52,210	97,383	90,620
Projected Annual Growth Rate	-0.1%	0.1%	0.1%	0.1%
Projected Total Growth Rate (5-Yr)	-0.6%	0.4%	0.7%	0.7%

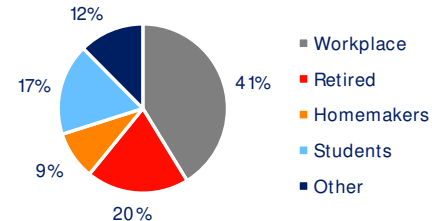
3-Mile Radius Section Detail



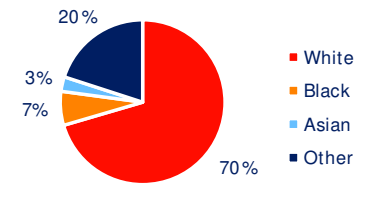
Household Income



Home Value



Daytime Population



Hispanic Origin: 20.1%
Race

BRIXMOR