

Watson Glen Shopping Center

Franklin, TN

Demographic Summary Report

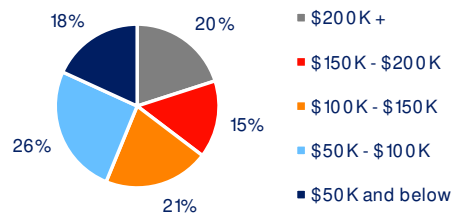
2020 Census, 2024 Estimates & 2029 Projections
Source: Synergos Technologies, Inc

Current Year Demographics	1-Mile Radius	3-Mile Radius	5-Mile Radius	10-Min Drive
Current Population	9,605	54,559	102,519	101,510
Total Daytime Population	15,900	77,432	124,264	124,058
Workplace Population	11,074	46,507	65,285	65,853
Average Household Income	\$130,805	\$146,945	\$157,036	\$156,764
Median Household Income	\$106,719	\$113,327	\$120,408	\$120,810
Total Households	3,903	21,821	39,358	39,144
Median Home Value	\$656,539	\$726,688	\$748,970	\$751,792
College (4+)	60.2%	61.5%	62.3%	62.4%
Total Consumer Spending/Capita (Weekly)	\$430	\$440	\$446	\$436
% of Households with Children	26.9%	31.2%	32.5%	32.3%

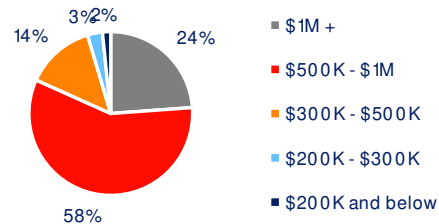
2029 Demographic Projections

Projected Population	9,951	57,330	107,847	106,802
Projected Annual Growth Rate	0.7%	1.0%	1.0%	1.0%
Projected Total Growth Rate (5-Yr)	3.6%	5.1%	5.2%	5.2%

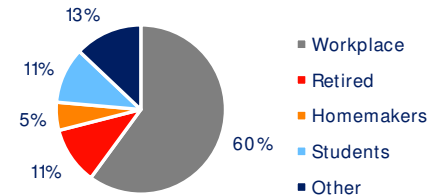
3-Mile Radius Section Detail



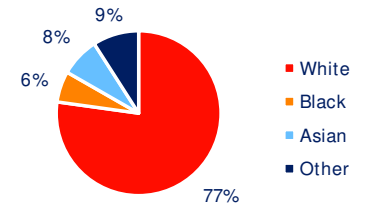
Household Income



Home Value



Daytime Population



Hispanic Origin: 7.2%
Race

BRIXMOR