

Watts Mill Plaza

Kansas City, MO

Demographic Summary Report

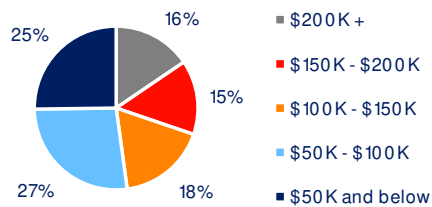
2020 Census, 2024 Estimates & 2029 Projections
Source: Synergos Technologies, Inc

Current Year Demographics	1-Mile Radius	3-Mile Radius	5-Mile Radius	10-Min Drive
Current Population	7,957	67,979	200,839	167,517
Total Daytime Population	9,209	106,089	260,057	251,437
Workplace Population	5,328	61,652	140,461	128,777
Average Household Income	\$115,492	\$140,388	\$131,608	\$117,817
Median Household Income	\$74,683	\$94,894	\$90,190	\$83,691
Total Households	4,000	30,808	89,145	74,285
Median Home Value	\$450,694	\$426,841	\$402,771	\$386,956
College (4+)	54.1%	59.9%	57.3%	53.0%
Total Consumer Spending/Capita (Weekly)	\$456	\$460	\$454	\$461
% of Households with Children	17.0%	22.3%	23.3%	22.4%

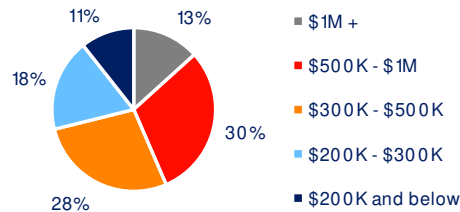
2029 Demographic Projections

Projected Population	7,759	70,040	202,695	168,918
Projected Annual Growth Rate	-0.5%	0.6%	0.2%	0.2%
Projected Total Growth Rate (5-Yr)	-2.5%	3.0%	0.9%	0.8%

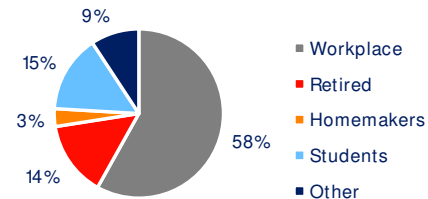
3-Mile Radius Section Detail



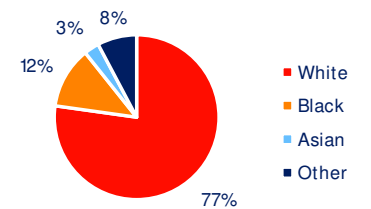
Household Income



Home Value



Daytime Population



Hispanic Origin: 5.1%
Race