

Webb Royal Plaza

Dallas, TX

Demographic Summary Report

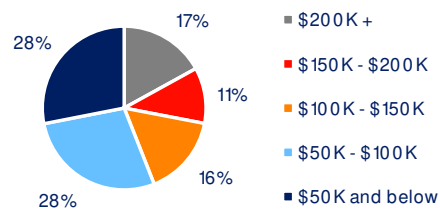
2020 Census, 2024 Estimates & 2029 Projections
Source: Synergos Technologies, Inc

Current Year Demographics	1-Mile Radius	3-Mile Radius	5-Mile Radius	10-Min Drive
Current Population	17,088	102,222	254,493	225,159
Total Daytime Population	14,122	149,747	505,820	442,104
Workplace Population	6,266	88,316	334,766	294,875
Average Household Income	\$125,134	\$135,107	\$149,766	\$136,149
Median Household Income	\$97,198	\$87,311	\$92,516	\$91,585
Total Households	5,813	37,740	104,835	91,639
Median Home Value	\$466,565	\$454,426	\$463,174	\$462,736
College (4+)	33.1%	38.1%	48.4%	47.8%
Total Consumer Spending/Capita (Weekly)	\$453	\$448	\$452	\$449
% of Households with Children	32.1%	31.5%	25.7%	27.0%

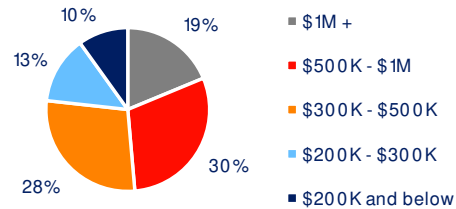
2029 Demographic Projections

Projected Population	17,103	107,328	268,671	238,554
Projected Annual Growth Rate	0.0%	1.0%	1.1%	1.2%
Projected Total Growth Rate (5-Yr)	0.1%	5.0%	5.6%	5.9%

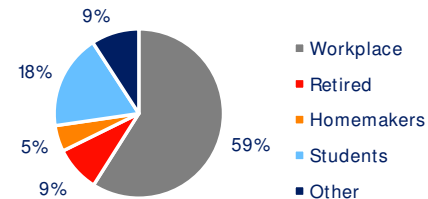
3-Mile Radius Section Detail



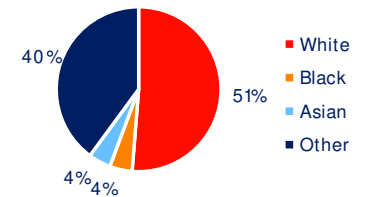
Household Income



Home Value



Daytime Population



Race

BRIXMOR