

# Webster Square

Marshfield, MA

## Demographic Summary Report

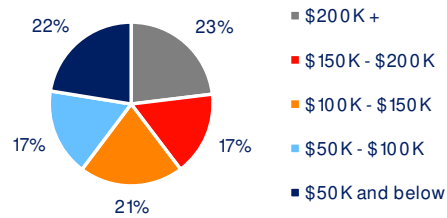
2020 Census, 2024 Estimates & 2029 Projections  
Source: Synergos Technologies, Inc

Current Year Demographics	1-Mile Radius	3-Mile Radius	5-Mile Radius	10-Min Drive
Current Population	3,894	24,001	45,668	36,137
Total Daytime Population	4,300	18,985	37,894	31,525
Workplace Population	1,390	4,428	9,821	8,225
Average Household Income	\$150,488	\$152,967	\$171,685	\$165,915
Median Household Income	\$116,854	\$123,688	\$135,362	\$130,729
Total Households	1,557	9,385	17,394	13,925
Median Home Value	\$680,412	\$717,165	\$761,672	\$743,734
College (4+)	52.0%	53.7%	56.1%	54.7%
Total Consumer Spending/Capita (Weekly)	\$545	\$554	\$562	\$547
% of Households with Children	27.7%	26.5%	27.9%	26.9%

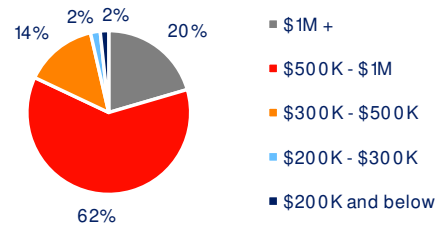
### 2029 Demographic Projections

Projected Population	3,963	24,216	45,807	36,331
Projected Annual Growth Rate	0.4%	0.2%	0.1%	0.1%
Projected Total Growth Rate (5-Yr)	1.8%	0.9%	0.3%	0.5%

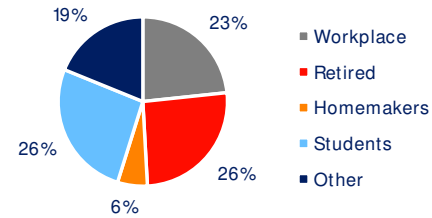
### 3-Mile Radius Section Detail



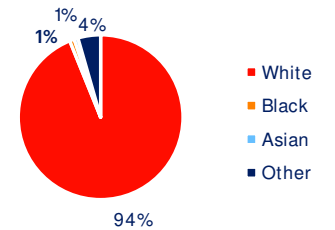
Household Income



Home Value



Daytime Population



Race  
Hispanic Origin: 2.3%