

Wendover Place

Greensboro, NC

Demographic Summary Report

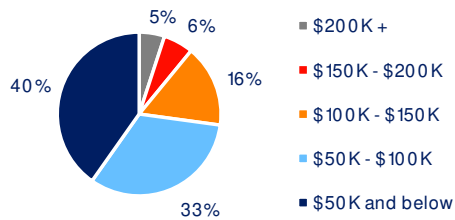
2020 Census, 2024 Estimates & 2029 Projections
Source: Synergos Technologies, Inc

Current Year Demographics	1-Mile Radius	3-Mile Radius	5-Mile Radius	10-Min Drive
Current Population	7,749	64,426	146,289	132,099
Total Daytime Population	7,735	71,118	182,215	158,664
Workplace Population	5,238	39,175	82,225	78,117
Average Household Income	\$80,967	\$83,227	\$97,624	\$87,177
Median Household Income	\$58,562	\$61,133	\$68,524	\$62,454
Total Households	4,062	29,743	62,952	57,692
Median Home Value	\$180,358	\$290,325	\$336,894	\$291,346
College (4+)	51.9%	44.0%	46.7%	41.8%
Total Consumer Spending/Capita (Weekly)	\$391	\$400	\$411	\$393
% of Households with Children	24.0%	24.1%	24.9%	25.5%

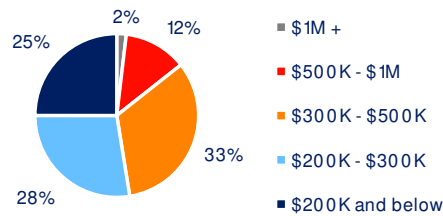
2029 Demographic Projections

Projected Population	8,155	66,787	151,569	137,061
Projected Annual Growth Rate	1.0%	0.7%	0.7%	0.7%
Projected Total Growth Rate (5-Yr)	5.2%	3.7%	3.6%	3.8%

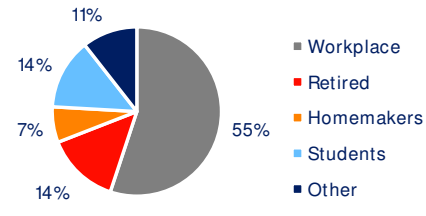
3-Mile Radius Section Detail



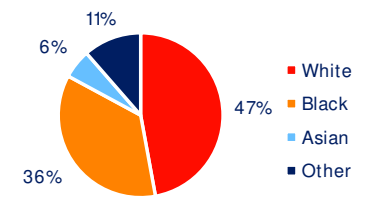
Household Income



Home Value



Daytime Population



Hispanic Origin: 9.7%
Race

