

West Ridge

Westland, MI

Demographic Summary Report

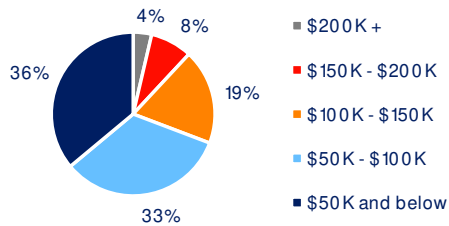
2020 Census, 2024 Estimates & 2029 Projections
Source: Synergos Technologies, Inc

Current Year Demographics	1-Mile Radius	3-Mile Radius	5-Mile Radius	10-Min Drive
Current Population	16,334	100,778	279,989	177,300
Total Daytime Population	12,806	81,339	250,290	148,480
Workplace Population	4,610	30,503	90,894	49,235
Average Household Income	\$61,292	\$83,096	\$92,986	\$87,457
Median Household Income	\$46,823	\$68,143	\$75,015	\$71,019
Total Households	8,466	45,115	117,014	75,299
Median Home Value	\$208,108	\$230,332	\$252,122	\$237,447
College (4+)	23.1%	25.2%	31.3%	28.0%
Total Consumer Spending/Capita (Weekly)	\$423	\$440	\$445	\$431
% of Households with Children	18.1%	22.1%	25.0%	23.8%

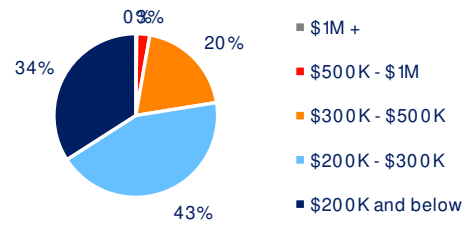
2029 Demographic Projections

Projected Population	16,134	100,046	279,637	176,971
Projected Annual Growth Rate	-0.2%	-0.1%	0.0%	0.0%
Projected Total Growth Rate (5-Yr)	-1.2%	-0.7%	-0.1%	-0.2%

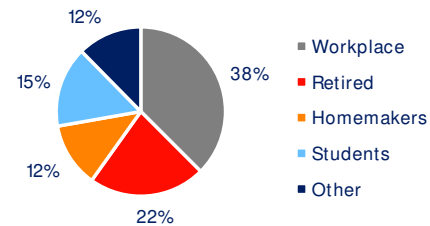
3-Mile Radius Section Detail



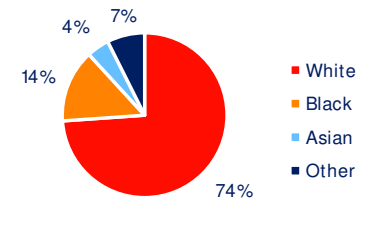
Household Income



Home Value



Daytime Population



Hispanic Origin: 4.1%
Race