

West U Marketplace

Houston, TX

Demographic Summary Report

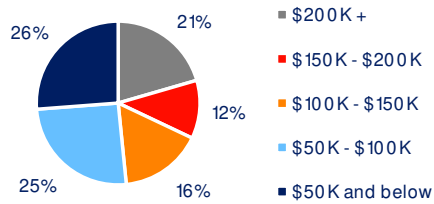
2020 Census, 2024 Estimates & 2029 Projections
Source: Synergos Technologies, Inc

Current Year Demographics	1-Mile Radius	3-Mile Radius	5-Mile Radius	10-Min Drive
Current Population	19,775	202,854	502,446	342,059
Total Daytime Population	20,711	661,489	1,099,201	873,223
Workplace Population	6,779	536,470	720,249	653,531
Average Household Income	\$350,655	\$169,570	\$148,184	\$157,723
Median Household Income	\$186,532	\$96,071	\$86,965	\$89,024
Total Households	6,954	93,009	231,430	158,650
Median Home Value	\$1,342,190	\$688,899	\$498,172	\$562,677
College (4+)	85.6%	67.2%	59.4%	62.7%
Total Consumer Spending/Capita (Weekly)	\$500	\$447	\$436	\$473
% of Households with Children	40.4%	23.3%	21.2%	21.5%

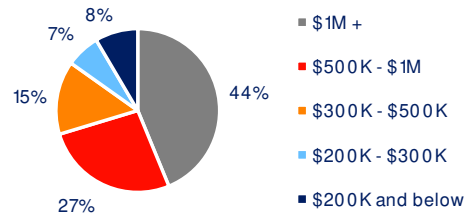
2029 Demographic Projections

Projected Population	19,843	208,346	519,469	351,563
Projected Annual Growth Rate	0.1%	0.5%	0.7%	0.5%
Projected Total Growth Rate (5-Yr)	0.3%	2.7%	3.4%	2.8%

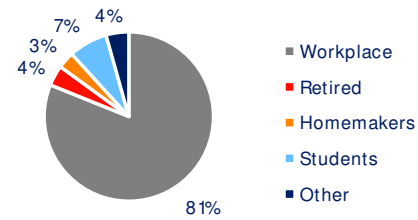
3-Mile Radius Section Detail



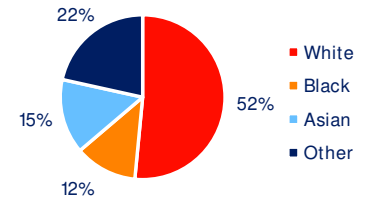
Household Income



Home Value



Daytime Population



Race