

Western Hills Plaza

Cincinnati, OH

Demographic Summary Report

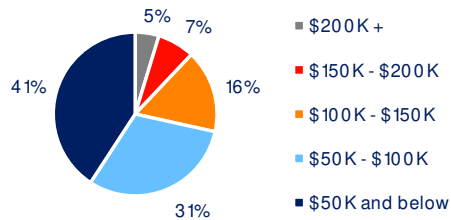
2020 Census, 2024 Estimates & 2029 Projections
Source: Synergos Technologies, Inc

Current Year Demographics	1-Mile Radius	3-Mile Radius	5-Mile Radius	10-Min Drive
Current Population	17,628	102,465	213,908	149,589
Total Daytime Population	12,084	68,006	155,583	100,405
Workplace Population	4,237	15,811	36,645	22,899
Average Household Income	\$70,183	\$81,512	\$83,139	\$79,577
Median Household Income	\$55,077	\$62,129	\$62,204	\$60,029
Total Households	7,659	42,441	88,310	61,108
Median Home Value	\$183,331	\$214,013	\$222,939	\$214,533
College (4+)	28.5%	29.2%	30.9%	28.3%
Total Consumer Spending/Capita (Weekly)	\$410	\$418	\$418	\$416
% of Households with Children	26.8%	28.5%	27.6%	29.2%

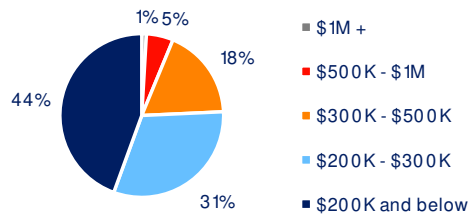
2029 Demographic Projections

Projected Population	17,235	100,303	210,563	146,637
Projected Annual Growth Rate	-0.4%	-0.4%	-0.3%	-0.4%
Projected Total Growth Rate (5-Yr)	-2.2%	-2.1%	-1.6%	-2.0%

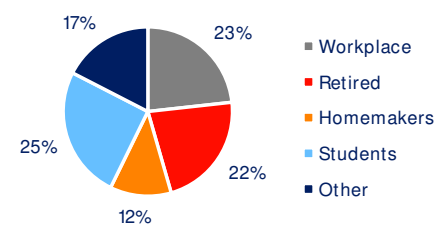
3-Mile Radius Section Detail



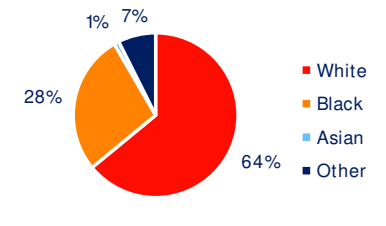
Household Income



Home Value



Daytime Population



Hispanic Origin: 4.3%
Race