

Western Village

Cincinnati, OH

Demographic Summary Report

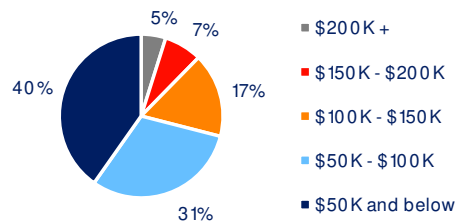
2020 Census, 2024 Estimates & 2029 Projections
Source: Synergos Technologies, Inc

Current Year Demographics	1-Mile Radius	3-Mile Radius	5-Mile Radius	10-Min Drive
Current Population	15,961	102,929	210,485	146,031
Total Daytime Population	10,011	68,428	153,761	98,057
Workplace Population	3,484	15,547	36,321	21,937
Average Household Income	\$72,046	\$82,562	\$83,411	\$79,667
Median Household Income	\$56,689	\$62,942	\$62,474	\$60,121
Total Households	6,845	42,545	86,698	59,452
Median Home Value	\$188,061	\$215,698	\$223,312	\$214,055
College (4+)	29.1%	29.5%	30.7%	28.1%
Total Consumer Spending/Capita (Weekly)	\$411	\$419	\$418	\$417
% of Households with Children	26.4%	28.5%	27.8%	29.4%

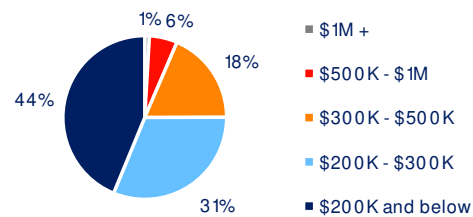
2029 Demographic Projections

Projected Population	15,642	100,765	207,159	143,020
Projected Annual Growth Rate	-0.4%	-0.4%	-0.3%	-0.4%
Projected Total Growth Rate (5-Yr)	-2.0%	-2.1%	-1.6%	-2.1%

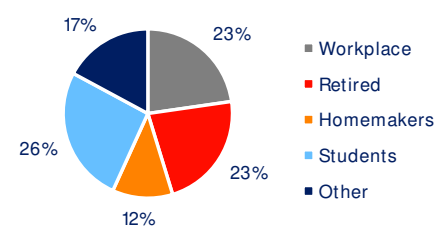
3-Mile Radius Section Detail



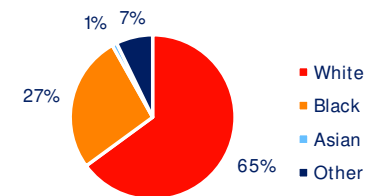
Household Income



Home Value



Daytime Population



Hispanic Origin: 4.1%
Race

BRIXMOR