

Westheimer Commons

Houston, TX

Demographic Summary Report

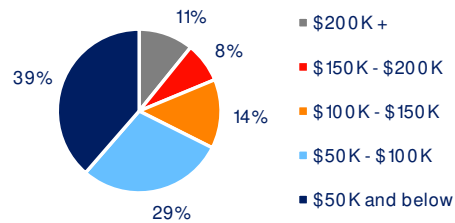
2020 Census, 2024 Estimates & 2029 Projections
Source: Synergos Technologies, Inc

Current Year Demographics	1-Mile Radius	3-Mile Radius	5-Mile Radius	10-Min Drive
Current Population	24,894	188,501	445,641	259,119
Total Daytime Population	25,552	196,712	457,820	284,899
Workplace Population	10,831	79,897	189,476	123,228
Average Household Income	\$89,913	\$101,011	\$97,553	\$99,072
Median Household Income	\$64,964	\$66,497	\$62,737	\$64,881
Total Households	11,245	77,038	171,166	103,918
Median Home Value	\$355,100	\$340,589	\$283,352	\$320,379
College (4+)	49.2%	45.0%	38.0%	43.3%
Total Consumer Spending/Capita (Weekly)	\$425	\$427	\$424	\$425
% of Households with Children	25.8%	28.2%	29.1%	27.9%

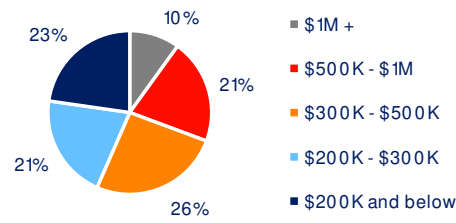
2029 Demographic Projections

Projected Population	24,659	187,538	442,399	257,915
Projected Annual Growth Rate	-0.2%	-0.1%	-0.1%	-0.1%
Projected Total Growth Rate (5-Yr)	-0.9%	-0.5%	-0.7%	-0.5%

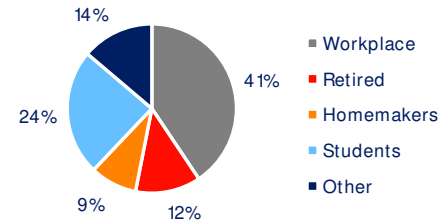
3-Mile Radius Section Detail



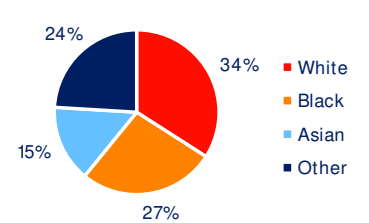
Household Income



Home Value



Daytime Population



Hispanic Origin: 28.2%
Race

BRIXMOR