

Westwind Plaza

Minnetonka, MN

Demographic Summary Report

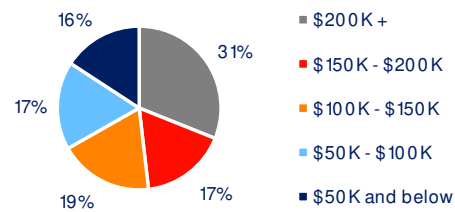
2020 Census, 2024 Estimates & 2029 Projections
Source: Synergos Technologies, Inc

Current Year Demographics	1-Mile Radius	3-Mile Radius	5-Mile Radius	10-Min Drive
Current Population	5,896	43,503	126,429	86,537
Total Daytime Population	8,076	43,052	163,465	108,244
Workplace Population	2,486	11,488	82,037	49,843
Average Household Income	\$178,133	\$194,810	\$172,410	\$173,754
Median Household Income	\$142,989	\$145,090	\$121,202	\$126,345
Total Households	2,269	16,753	53,155	35,277
Median Home Value	\$526,036	\$564,662	\$527,885	\$547,199
College (4+)	65.6%	67.5%	62.6%	63.6%
Total Consumer Spending/Capita (Weekly)	\$550	\$553	\$538	\$551
% of Households with Children	37.1%	33.8%	27.6%	29.1%

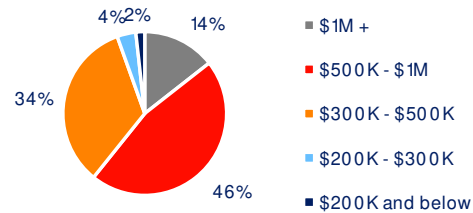
2029 Demographic Projections

Projected Population	5,979	44,622	131,828	89,955
Projected Annual Growth Rate	0.3%	0.5%	0.8%	0.8%
Projected Total Growth Rate (5-Yr)	1.4%	2.6%	4.3%	3.9%

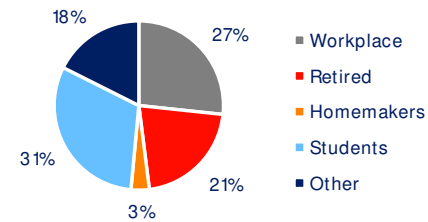
3-Mile Radius Section Detail



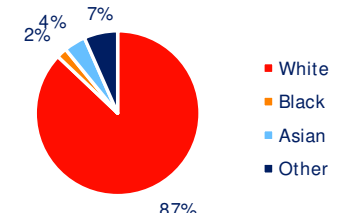
Household Income



Home Value



Daytime Population



Hispanic Origin: 3.2%
Race

BRIXMOR®