

White Bear Hills Shopping Center

White Bear Lake, MN

Demographic Summary Report

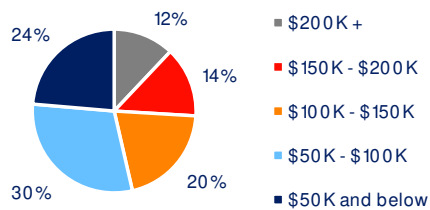
2020 Census, 2024 Estimates & 2029 Projections
Source: Synergos Technologies, Inc

Current Year Demographics	1-Mile Radius	3-Mile Radius	5-Mile Radius	10-Min Drive
Current Population	9,663	53,399	123,646	117,419
Total Daytime Population	10,298	69,556	123,378	127,444
Workplace Population	2,308	23,286	43,436	47,026
Average Household Income	\$124,367	\$122,031	\$123,050	\$115,775
Median Household Income	\$103,869	\$92,329	\$93,522	\$87,715
Total Households	3,777	21,573	48,545	47,041
Median Home Value	\$384,909	\$370,345	\$366,153	\$357,822
College (4+)	47.3%	40.7%	39.4%	37.4%
Total Consumer Spending/Capita (Weekly)	\$522	\$515	\$515	\$515
% of Households with Children	29.0%	28.1%	27.7%	26.6%

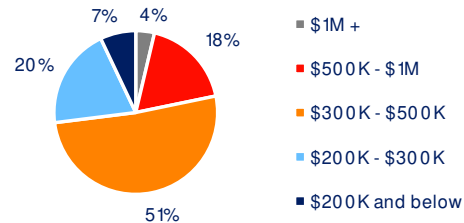
2029 Demographic Projections

Projected Population	9,832	54,518	127,675	120,081
Projected Annual Growth Rate	0.3%	0.4%	0.6%	0.4%
Projected Total Growth Rate (5-Yr)	1.8%	2.1%	3.3%	2.3%

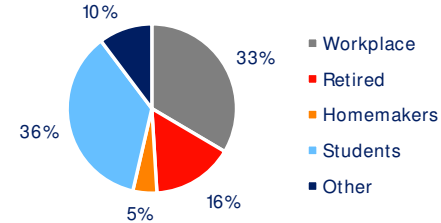
3-Mile Radius Section Detail



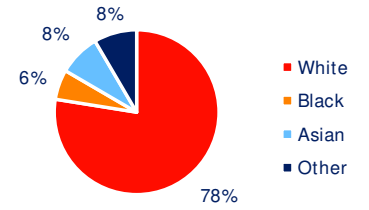
Household Income



Home Value



Daytime Population



Hispanic Origin: 5.2%
Race

BRIXMOR