

Whitemarsh Shopping Center

Conshohocken, PA

Demographic Summary Report

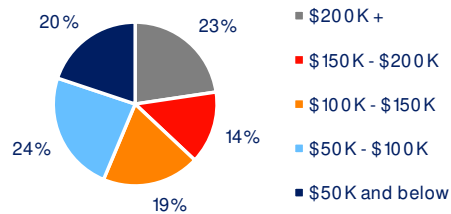
2020 Census, 2024 Estimates & 2029 Projections
Source: Synergos Technologies, Inc

Current Year Demographics	1-Mile Radius	3-Mile Radius	5-Mile Radius	10-Min Drive
Current Population	10,076	63,288	191,170	141,923
Total Daytime Population	9,940	82,907	225,189	202,331
Workplace Population	5,879	51,645	110,761	105,682
Average Household Income	\$137,713	\$153,927	\$153,807	\$154,963
Median Household Income	\$110,126	\$114,597	\$104,836	\$107,079
Total Households	4,183	26,563	76,621	55,979
Median Home Value	\$569,924	\$533,315	\$478,240	\$493,653
College (4+)	60.3%	56.9%	54.5%	54.6%
Total Consumer Spending/Capita (Weekly)	\$505	\$508	\$502	\$510
% of Households with Children	27.4%	24.2%	26.0%	26.8%

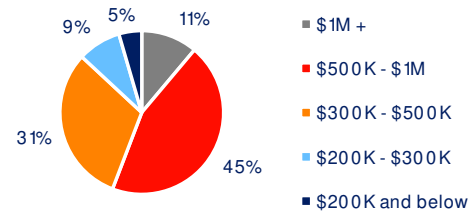
2029 Demographic Projections

Projected Population	10,021	63,852	194,929	145,163
Projected Annual Growth Rate	-0.1%	0.2%	0.4%	0.5%
Projected Total Growth Rate (5-Yr)	-0.5%	0.9%	2.0%	2.3%

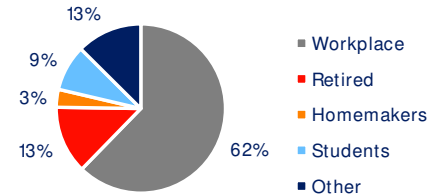
3-Mile Radius Section Detail



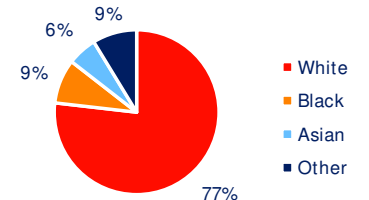
Household Income



Home Value



Daytime Population



Hispanic Origin: 6.4%
Race

BRIXMOR