

# Wilkes-Barre Township Marketplace

Wilkes-Barre, PA

## Demographic Summary Report

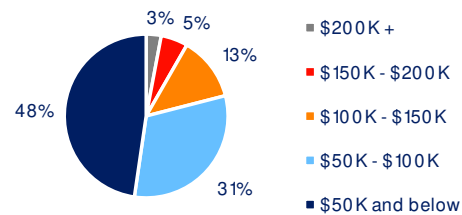
2020 Census, 2024 Estimates & 2029 Projections  
Source: Synergos Technologies, Inc

Current Year Demographics	1-Mile Radius	3-Mile Radius	5-Mile Radius	10-Min Drive
Current Population	7,567	70,406	116,186	99,409
Total Daytime Population	11,599	108,451	149,517	136,023
Workplace Population	7,050	52,724	68,657	66,077
Average Household Income	\$54,114	\$69,582	\$72,984	\$72,128
Median Household Income	\$38,948	\$52,692	\$55,883	\$55,739
Total Households	3,111	29,129	49,570	42,111
Median Home Value	\$106,639	\$147,415	\$165,470	\$162,582
College (4+)	14.3%	21.6%	23.0%	22.7%
Total Consumer Spending/Capita (Weekly)	\$394	\$408	\$412	\$400
% of Households with Children	25.2%	22.6%	22.3%	22.6%

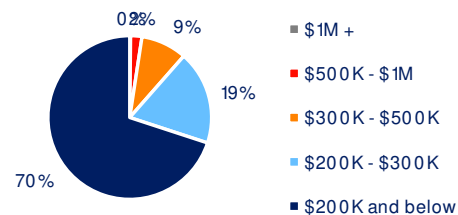
### 2029 Demographic Projections

Projected Population	7,565	70,520	116,295	99,478
Projected Annual Growth Rate	0.0%	0.0%	0.0%	0.0%
Projected Total Growth Rate (5-Yr)	0.0%	0.2%	0.1%	0.1%

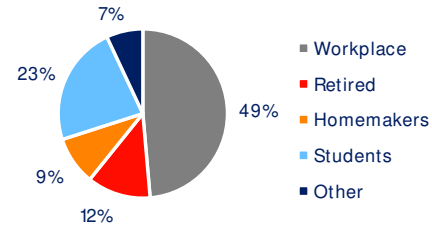
### 3-Mile Radius Section Detail



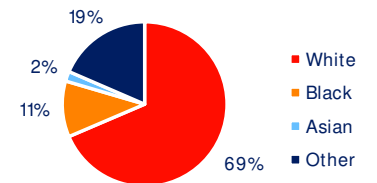
Household Income



Home Value



Daytime Population



Hispanic Origin: 19.2%  
Race

**BRIXMOR®**