

Willow Springs Plaza

Nashua, NH

Demographic Summary Report

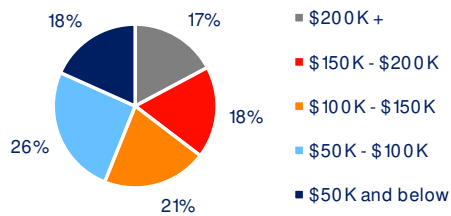
2020 Census, 2024 Estimates & 2029 Projections
Source: Synergos Technologies, Inc

Current Year Demographics	1-Mile Radius	3-Mile Radius	5-Mile Radius	10-Min Drive
Current Population	5,878	34,569	112,308	80,592
Total Daytime Population	8,155	35,697	112,267	90,954
Workplace Population	5,182	16,052	50,265	42,952
Average Household Income	\$105,464	\$141,310	\$123,675	\$124,753
Median Household Income	\$87,163	\$112,750	\$98,013	\$98,602
Total Households	2,910	14,007	44,907	32,278
Median Home Value	\$297,870	\$549,592	\$491,256	\$497,807
College (4+)	47.0%	48.2%	38.9%	40.0%
Total Consumer Spending/Capita (Weekly)	\$469	\$502	\$494	\$487
% of Households with Children	22.2%	25.5%	25.7%	26.1%

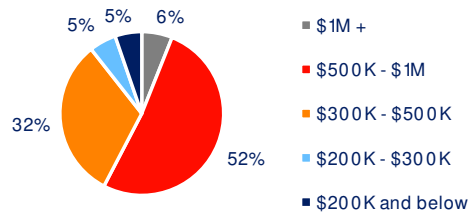
2029 Demographic Projections

Projected Population	5,875	34,702	112,716	81,070
Projected Annual Growth Rate	0.0%	0.1%	0.1%	0.1%
Projected Total Growth Rate (5-Yr)	0.0%	0.4%	0.4%	0.6%

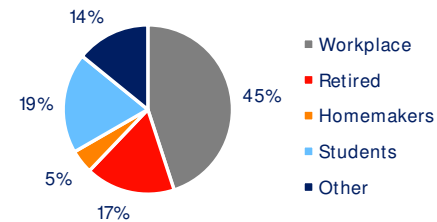
3-Mile Radius Section Detail



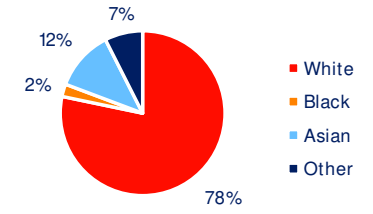
Household Income



Home Value



Daytime Population



Hispanic Origin: 5.7%
Race