

Wilmington Island

Wilmington Island, GA

Demographic Summary Report

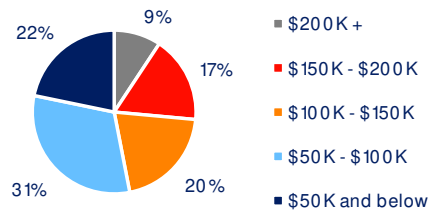
2020 Census, 2024 Estimates & 2029 Projections
Source: Synergos Technologies, Inc

Current Year Demographics	1-Mile Radius	3-Mile Radius	5-Mile Radius	10-Min Drive
Current Population	7,145	22,219	30,886	23,231
Total Daytime Population	4,993	14,930	21,634	15,479
Workplace Population	1,304	2,779	4,698	2,882
Average Household Income	\$105,721	\$123,503	\$127,158	\$125,582
Median Household Income	\$85,149	\$94,611	\$92,529	\$95,706
Total Households	3,066	9,474	12,789	9,879
Median Home Value	\$469,934	\$508,361	\$528,291	\$514,210
College (4+)	46.7%	48.5%	48.3%	48.7%
Total Consumer Spending/Capita (Weekly)	\$452	\$457	\$457	\$456
% of Households with Children	22.3%	24.4%	24.9%	25.3%

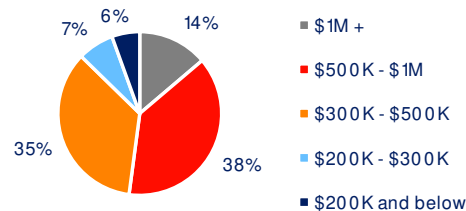
2029 Demographic Projections

Projected Population	6,994	21,762	30,513	22,747
Projected Annual Growth Rate	-0.4%	-0.4%	-0.2%	-0.4%
Projected Total Growth Rate (5-Yr)	-2.1%	-2.1%	-1.2%	-2.1%

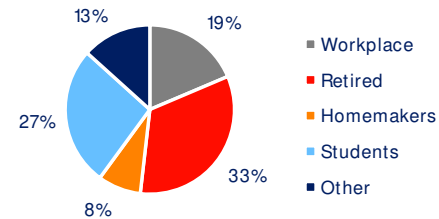
3-Mile Radius Section Detail



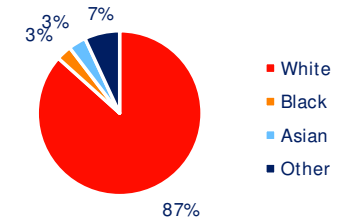
Household Income



Home Value



Daytime Population



Race
Hispanic Origin: 3.6%