

# Wynnewood Village

Dallas, TX

## Demographic Summary Report

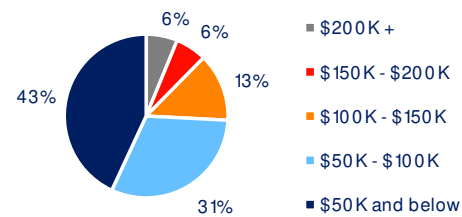
2020 Census, 2024 Estimates & 2029 Projections  
Source: Synergos Technologies, Inc

Current Year Demographics	1-Mile Radius	3-Mile Radius	5-Mile Radius	10-Min Drive
Current Population	20,221	153,757	313,314	316,583
Total Daytime Population	14,246	153,985	446,675	493,310
Workplace Population	3,540	49,368	206,372	268,181
Average Household Income	\$75,845	\$82,182	\$87,469	\$98,060
Median Household Income	\$56,969	\$57,185	\$61,403	\$68,538
Total Households	6,145	51,734	112,860	123,990
Median Home Value	\$221,941	\$238,684	\$226,013	\$243,405
College (4+)	14.4%	18.8%	22.6%	29.0%
Total Consumer Spending/Capita (Weekly)	\$422	\$420	\$419	\$418
% of Households with Children	33.5%	28.6%	25.7%	21.7%

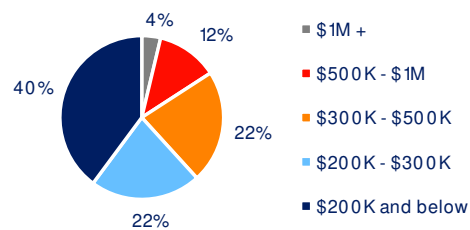
### 2029 Demographic Projections

Projected Population	20,297	159,664	332,853	338,532
Projected Annual Growth Rate	0.1%	0.8%	1.2%	1.3%
Projected Total Growth Rate (5-Yr)	0.4%	3.8%	6.2%	6.9%

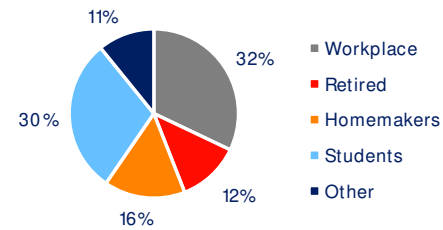
### 3-Mile Radius Section Detail



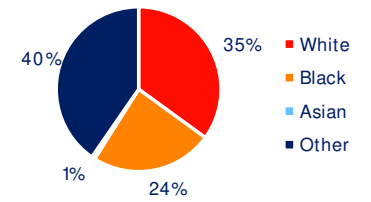
Household Income



Home Value



Daytime Population



Hispanic Origin: 62.2%  
Race

**BRIXMOR®**