

Broadway

Houston, TX

Demographic Summary Report

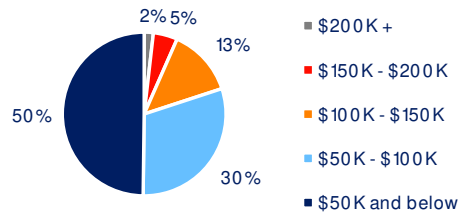
2020 Census, 2024 Estimates & 2029 Projections
Source: Synergos Technologies, Inc

Current Year Demographics	1-Mile Radius	3-Mile Radius	5-Mile Radius	10-Min Drive
Current Population	23,436	117,731	321,151	284,243
Total Daytime Population	23,023	131,670	321,531	335,774
Workplace Population	9,375	55,764	112,226	111,481
Average Household Income	\$63,948	\$65,616	\$68,294	\$68,772
Median Household Income	\$45,341	\$50,334	\$52,605	\$52,488
Total Households	8,125	38,373	104,664	94,204
Median Home Value	\$220,538	\$168,626	\$171,467	\$175,593
College (4+)	15.0%	12.0%	12.0%	13.1%
Total Consumer Spending/Capita (Weekly)	\$402	\$404	\$405	\$399
% of Households with Children	32.2%	33.9%	34.0%	32.7%

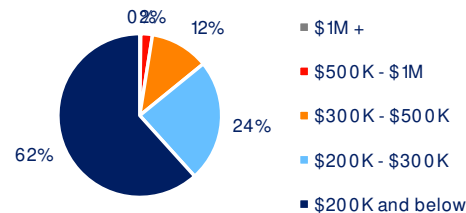
2029 Demographic Projections

Projected Population	22,860	116,132	319,361	282,069
Projected Annual Growth Rate	-0.5%	-0.3%	-0.1%	-0.2%
Projected Total Growth Rate (5-Yr)	-2.5%	-1.4%	-0.6%	-0.8%

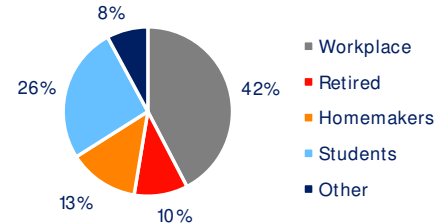
3-Mile Radius Section Detail



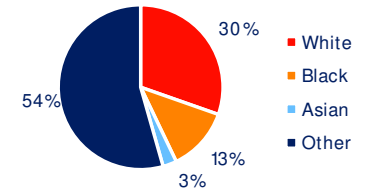
Household Income



Home Value



Daytime Population



Hispanic Origin: 78.4%
Race