

Brunswick Town Center

Brunswick, OH

Demographic Summary Report

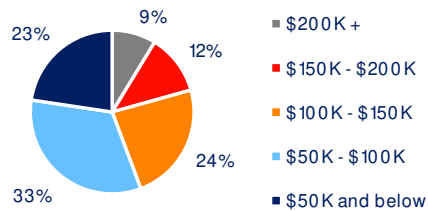
2020 Census, 2024 Estimates & 2029 Projections
Source: Synergos Technologies, Inc

Current Year Demographics	1-Mile Radius	3-Mile Radius	5-Mile Radius	10-Min Drive
Current Population	7,244	43,868	81,590	94,477
Total Daytime Population	8,971	32,868	57,107	76,082
Workplace Population	2,562	8,438	14,679	23,589
Average Household Income	\$93,657	\$107,838	\$122,259	\$120,089
Median Household Income	\$80,129	\$90,118	\$99,199	\$96,277
Total Households	3,037	17,338	31,581	37,527
Median Home Value	\$278,137	\$289,271	\$329,146	\$328,909
College (4+)	27.6%	30.1%	37.3%	38.6%
Total Consumer Spending/Capita (Weekly)	\$449	\$458	\$471	\$456
% of Households with Children	23.9%	31.0%	31.4%	29.4%

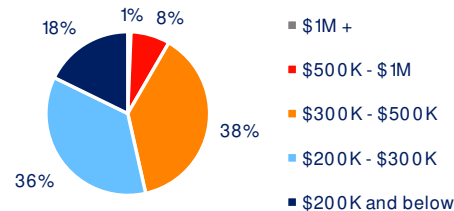
2029 Demographic Projections

Projected Population	7,311	44,292	81,944	94,942
Projected Annual Growth Rate	0.2%	0.2%	0.1%	0.1%
Projected Total Growth Rate (5-Yr)	0.9%	1.0%	0.4%	0.5%

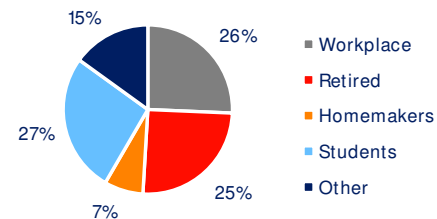
3-Mile Radius Section Detail



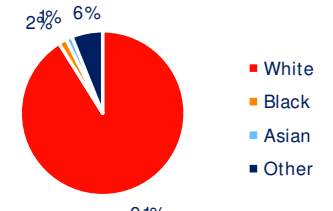
Household Income



Home Value



Daytime Population



Race
Hispanic Origin: 3.4%