

Burning Tree Plaza

Duluth, MN

Demographic Summary Report

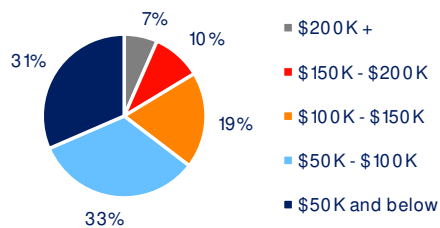
2020 Census, 2024 Estimates & 2029 Projections
Source: Synergos Technologies, Inc

Current Year Demographics	1-Mile Radius	3-Mile Radius	5-Mile Radius	10-Min Drive
Current Population	2,612	20,948	72,653	52,055
Total Daytime Population	5,308	28,646	127,269	92,925
Workplace Population	3,514	9,312	59,594	51,228
Average Household Income	\$73,141	\$99,158	\$87,084	\$83,761
Median Household Income	\$59,775	\$75,019	\$63,183	\$59,072
Total Households	1,159	8,705	30,830	22,918
Median Home Value	\$319,408	\$323,731	\$285,915	\$295,340
College (4+)	30.5%	34.3%	38.1%	36.2%
Total Consumer Spending/Capita (Weekly)	\$456	\$467	\$456	\$463
% of Households with Children	21.6%	22.9%	20.3%	19.2%

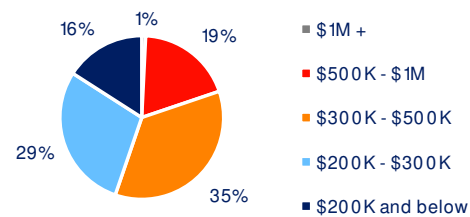
2029 Demographic Projections

Projected Population	2,628	21,028	72,299	51,697
Projected Annual Growth Rate	0.1%	0.1%	-0.1%	-0.1%
Projected Total Growth Rate (5-Yr)	0.6%	0.4%	-0.5%	-0.7%

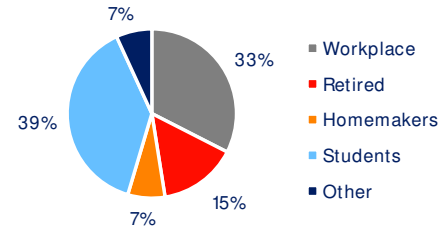
3-Mile Radius Section Detail



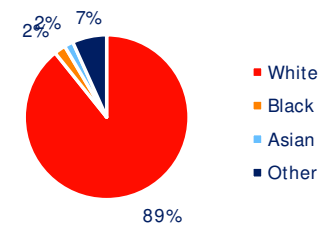
Household Income



Home Value



Daytime Population



Hispanic Origin: 2.2%
Race

BRIXMOR