

California Oaks Center

Murrieta, CA

Demographic Summary Report

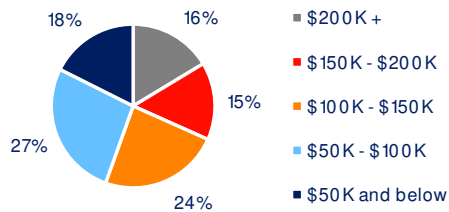
2020 Census, 2024 Estimates & 2029 Projections
Source: Synergos Technologies, Inc

Current Year Demographics	1-Mile Radius	3-Mile Radius	5-Mile Radius	10-Min Drive
Current Population	17,066	91,227	168,790	149,637
Total Daytime Population	17,838	86,594	175,030	169,796
Workplace Population	4,531	24,772	57,260	61,154
Average Household Income	\$106,842	\$134,528	\$134,872	\$133,440
Median Household Income	\$88,541	\$110,544	\$111,428	\$110,553
Total Households	6,502	29,711	53,835	48,193
Median Home Value	\$685,403	\$734,171	\$743,805	\$745,937
College (4+)	25.4%	30.1%	30.5%	30.1%
Total Consumer Spending/Capita (Weekly)	\$475	\$489	\$490	\$484
% of Households with Children	25.7%	37.9%	37.7%	37.5%

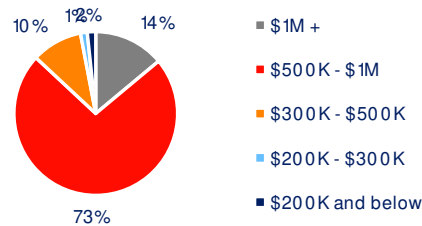
2029 Demographic Projections

Projected Population	17,570	95,040	178,351	157,595
Projected Annual Growth Rate	0.6%	0.8%	1.1%	1.0%
Projected Total Growth Rate (5-Yr)	3.0%	4.2%	5.7%	5.3%

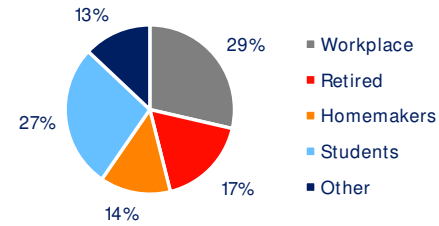
3-Mile Radius Section Detail



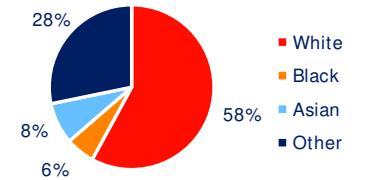
Household Income



Home Value



Daytime Population



Race
Hispanic Origin: 32.6%

