

# Campus Plaza

Vestal, NY

## Demographic Summary Report

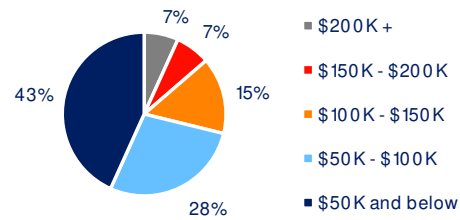
2020 Census, 2024 Estimates & 2029 Projections  
Source: Synergos Technologies, Inc

Current Year Demographics	1-Mile Radius	3-Mile Radius	5-Mile Radius	10-Min Drive
Current Population	4,326	60,514	124,451	109,577
Total Daytime Population	16,683	82,041	159,749	138,269
Workplace Population	4,725	27,826	53,828	50,369
Average Household Income	\$126,856	\$85,513	\$81,926	\$77,739
Median Household Income	\$64,369	\$59,067	\$55,582	\$52,577
Total Households	1,068	23,071	51,269	45,218
Median Home Value	\$273,071	\$168,943	\$164,483	\$157,265
College (4+)	47.0%	39.1%	34.1%	33.7%
Total Consumer Spending/Capita (Weekly)	\$429	\$418	\$417	\$411
% of Households with Children	17.0%	19.0%	20.1%	19.9%

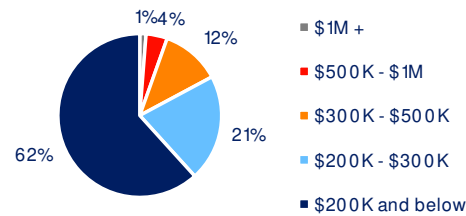
### 2029 Demographic Projections

Projected Population	4,293	60,304	123,752	109,001
Projected Annual Growth Rate	-0.2%	-0.1%	-0.1%	-0.1%
Projected Total Growth Rate (5-Yr)	-0.8%	-0.3%	-0.6%	-0.5%

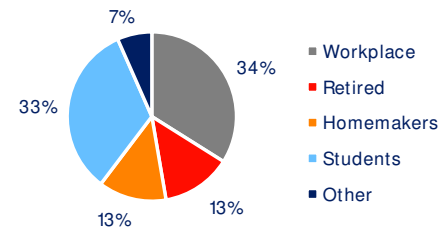
### 3-Mile Radius Section Detail



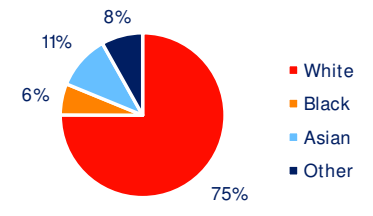
Household Income



Home Value



Daytime Population



Race