

Capitol Shopping Center

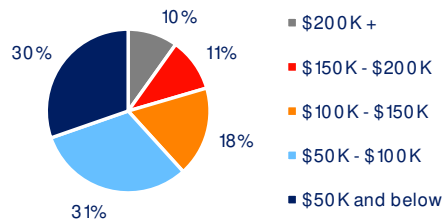
Concord, NH

Demographic Summary Report

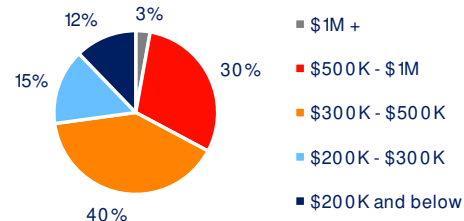
2020 Census, 2024 Estimates & 2029 Projections
Source: Synergos Technologies, Inc

Current Year Demographics	1-Mile Radius	3-Mile Radius	5-Mile Radius	10-Min Drive
Current Population	10,554	29,538	45,735	55,408
Total Daytime Population	28,805	63,865	72,105	81,591
Workplace Population	16,865	34,373	37,073	39,838
Average Household Income	\$97,052	\$105,435	\$115,230	\$115,505
Median Household Income	\$69,830	\$79,902	\$87,692	\$88,625
Total Households	4,879	12,657	18,543	22,465
Median Home Value	\$401,117	\$405,995	\$426,440	\$427,741
College (4+)	39.3%	38.3%	39.0%	38.9%
Total Consumer Spending/Capita (Weekly)	\$468	\$478	\$485	\$478
% of Households with Children	16.3%	20.2%	22.9%	23.4%
2029 Demographic Projections				
Projected Population	10,377	29,116	45,504	55,360
Projected Annual Growth Rate	-0.3%	-0.3%	-0.1%	0.0%
Projected Total Growth Rate (5-Yr)	-1.7%	-1.4%	-0.5%	-0.1%

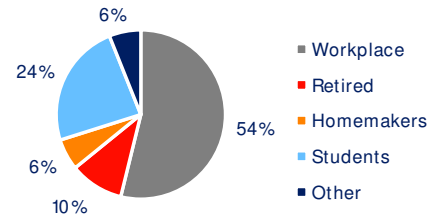
3-Mile Radius Section Detail



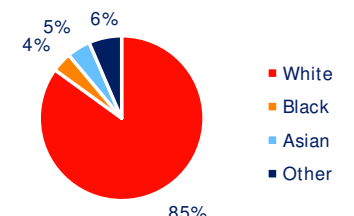
Household Income



Home Value



Daytime Population



Race

BRIXMOR