

Carmel Village

Corpus Christi, TX

Demographic Summary Report

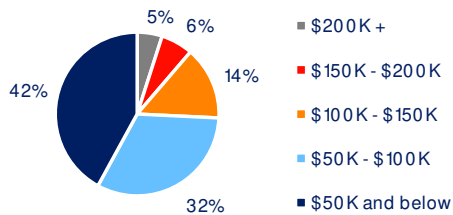
2020 Census, 2024 Estimates & 2029 Projections
Source: Synergos Technologies, Inc

Current Year Demographics	1-Mile Radius	3-Mile Radius	5-Mile Radius	10-Min Drive
Current Population	13,942	104,459	220,071	162,357
Total Daytime Population	16,518	124,135	242,946	189,522
Workplace Population	7,197	47,705	88,545	66,726
Average Household Income	\$84,671	\$79,966	\$83,648	\$80,810
Median Household Income	\$66,031	\$60,617	\$64,157	\$62,331
Total Households	5,508	40,845	82,693	62,651
Median Home Value	\$221,560	\$202,942	\$214,966	\$205,737
College (4+)	26.9%	21.5%	23.0%	22.5%
Total Consumer Spending/Capita (Weekly)	\$396	\$390	\$392	\$393
% of Households with Children	23.3%	26.1%	27.1%	25.5%

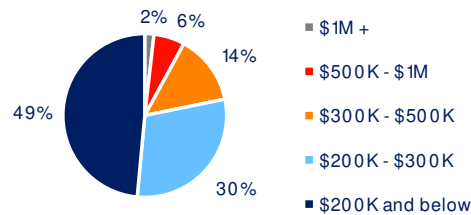
2029 Demographic Projections

Projected Population	13,961	103,725	223,424	163,194
Projected Annual Growth Rate	0.0%	-0.1%	0.3%	0.1%
Projected Total Growth Rate (5-Yr)	0.1%	-0.7%	1.5%	0.5%

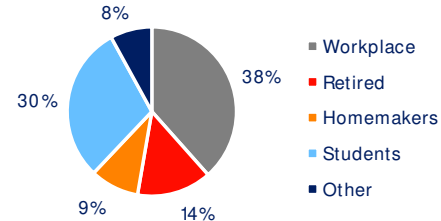
3-Mile Radius Section Detail



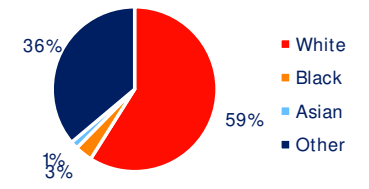
Household Income



Home Value



Daytime Population



Hispanic Origin: 68.4%
Race