

Carmen Plaza

📍 Camarillo, CA

Demographic Summary Report

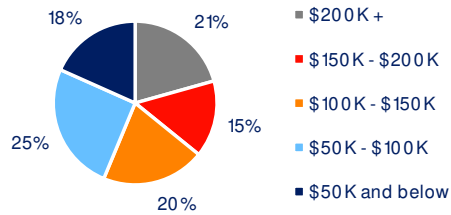
2020 Census, 2024 Estimates & 2029 Projections
Source: Synergos Technologies, Inc

Current Year Demographics	1-Mile Radius	3-Mile Radius	5-Mile Radius	10-Min Drive
Current Population	15,289	61,565	84,807	99,174
Total Daytime Population	18,225	66,464	96,963	118,727
Workplace Population	9,070	28,827	37,558	51,017
Average Household Income	\$111,959	\$149,799	\$152,094	\$143,885
Median Household Income	\$91,361	\$115,110	\$114,432	\$109,848
Total Households	5,696	22,526	30,997	34,421
Median Home Value	\$812,980	\$904,598	\$883,106	\$848,631
College (4+)	34.9%	42.6%	43.0%	38.3%
Total Consumer Spending/Capita (Weekly)	\$478	\$501	\$502	\$496
% of Households with Children	30.0%	28.9%	26.4%	27.8%

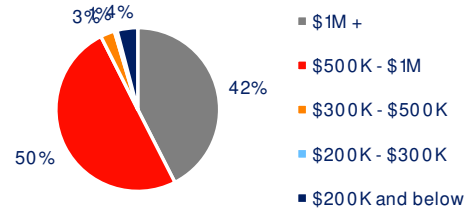
2029 Demographic Projections

Projected Population	15,371	62,262	86,067	100,728
Projected Annual Growth Rate	0.1%	0.2%	0.3%	0.3%
Projected Total Growth Rate (5-Yr)	0.5%	1.1%	1.5%	1.6%

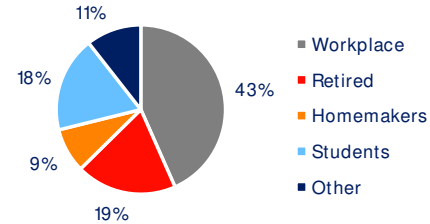
3-Mile Radius Section Detail



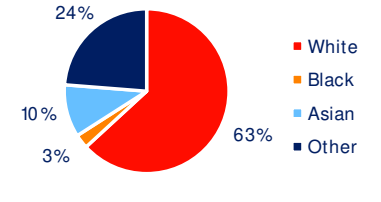
Household Income



Home Value



Daytime Population



Hispanic Origin: 31%
Race