

# Cascade East

Grand Rapids, MI

## Demographic Summary Report

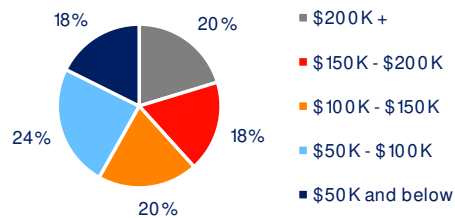
2020 Census, 2024 Estimates & 2029 Projections  
Source: Synergos Technologies, Inc

Current Year Demographics	1-Mile Radius	3-Mile Radius	5-Mile Radius	10-Min Drive
Current Population	5,158	27,423	69,476	52,176
Total Daytime Population	7,588	36,954	117,292	94,716
Workplace Population	5,254	21,156	71,649	61,277
Average Household Income	\$147,668	\$169,512	\$146,818	\$136,810
Median Household Income	\$107,919	\$119,237	\$100,373	\$92,299
Total Households	2,079	10,306	26,234	20,226
Median Home Value	\$510,135	\$543,886	\$480,552	\$471,671
College (4+)	67.9%	65.9%	58.3%	57.5%
Total Consumer Spending/Capita (Weekly)	\$490	\$497	\$484	\$499
% of Households with Children	35.6%	34.9%	30.9%	30.0%

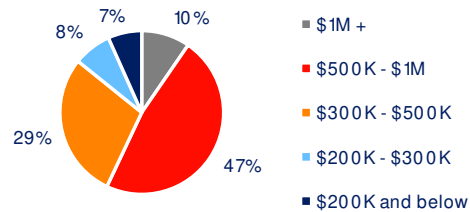
### 2029 Demographic Projections

Projected Population	5,231	28,096	71,522	53,506
Projected Annual Growth Rate	0.3%	0.5%	0.6%	0.5%
Projected Total Growth Rate (5-Yr)	1.4%	2.5%	2.9%	2.5%

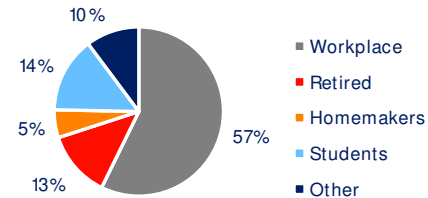
### 3-Mile Radius Section Detail



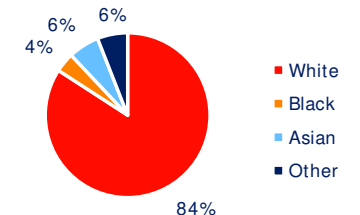
Household Income



Home Value



Daytime Population



Race  
Hispanic Origin: 3.9%

**BRIXMOR®**