

# Cave Spring Corners

Roanoke, VA

## Demographic Summary Report

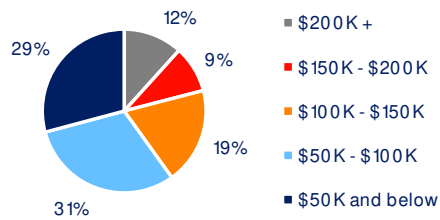
2020 Census, 2024 Estimates & 2029 Projections  
Source: Synergos Technologies, Inc

Current Year Demographics	1-Mile Radius	3-Mile Radius	5-Mile Radius	10-Min Drive
Current Population	8,327	52,563	112,873	90,277
Total Daytime Population	7,622	59,586	146,108	126,003
Workplace Population	3,594	21,304	62,506	57,696
Average Household Income	\$88,816	\$112,476	\$97,731	\$101,521
Median Household Income	\$71,290	\$81,389	\$67,571	\$70,377
Total Households	3,665	23,524	49,708	40,537
Median Home Value	\$342,093	\$384,985	\$327,694	\$358,895
College (4+)	43.2%	48.8%	38.8%	42.6%
Total Consumer Spending/Capita (Weekly)	\$393	\$403	\$392	\$402
% of Households with Children	32.2%	25.4%	23.1%	23.1%

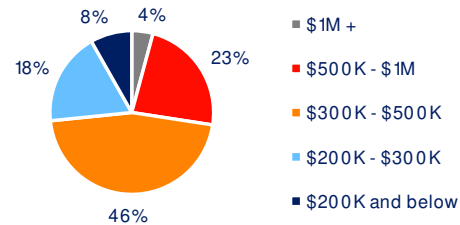
### 2029 Demographic Projections

Projected Population	8,514	53,256	114,501	91,611
Projected Annual Growth Rate	0.4%	0.3%	0.3%	0.3%
Projected Total Growth Rate (5-Yr)	2.2%	1.3%	1.4%	1.5%

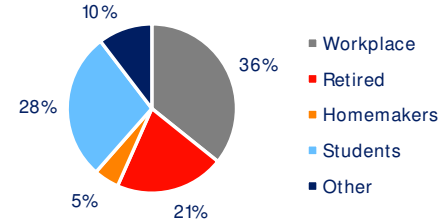
### 3-Mile Radius Section Detail



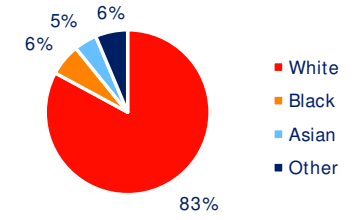
Household Income



Home Value



Daytime Population



Hispanic Origin: 4.2%  
Race

**BRIXMOR®**