

Cayuga Shopping Center

Ithaca, NY

Demographic Summary Report

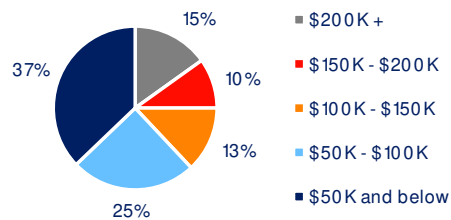
2020 Census, 2024 Estimates & 2029 Projections
Source: Synergos Technologies, Inc

Current Year Demographics	1-Mile Radius	3-Mile Radius	5-Mile Radius	10-Min Drive
Current Population	6,607	35,214	64,901	59,083
Total Daytime Population	11,027	73,342	123,597	116,434
Workplace Population	5,405	26,822	47,916	45,166
Average Household Income	\$152,097	\$114,168	\$107,648	\$105,861
Median Household Income	\$96,052	\$72,796	\$71,657	\$69,175
Total Households	2,974	12,746	25,101	22,859
Median Home Value	\$531,571	\$493,860	\$449,005	\$457,847
College (4+)	77.0%	74.9%	69.6%	70.6%
Total Consumer Spending/Capita (Weekly)	\$456	\$426	\$427	\$456
% of Households with Children	15.2%	14.7%	14.3%	13.7%

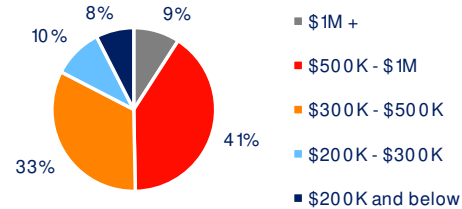
2029 Demographic Projections

Projected Population	6,658	35,376	65,166	59,316
Projected Annual Growth Rate	0.2%	0.1%	0.1%	0.1%
Projected Total Growth Rate (5-Yr)	0.8%	0.5%	0.4%	0.4%

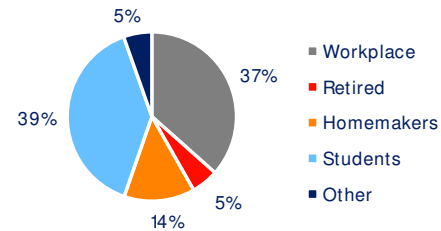
3-Mile Radius Section Detail



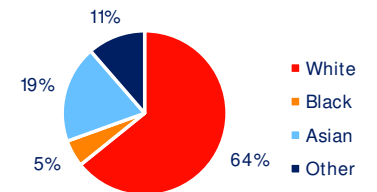
Household Income



Home Value



Daytime Population



Hispanic Origin: 8.3%
Race

BRIXMOR