

# Center of Bonita Springs

Bonita Springs, FL

## Demographic Summary Report

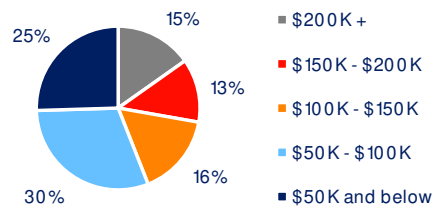
2020 Census, 2024 Estimates & 2029 Projections  
Source: Synergos Technologies, Inc

Current Year Demographics	1-Mile Radius	3-Mile Radius	5-Mile Radius	10-Min Drive
Current Population	6,460	43,423	87,030	72,566
Total Daytime Population	9,497	52,487	99,579	89,312
Workplace Population	5,117	17,759	34,116	35,399
Average Household Income	\$132,438	\$144,799	\$152,632	\$150,313
Median Household Income	\$85,603	\$85,532	\$95,558	\$93,817
Total Households	3,204	20,441	41,029	34,535
Median Home Value	\$651,659	\$559,941	\$621,893	\$618,167
College (4+)	37.4%	41.7%	46.0%	44.7%
Total Consumer Spending/Capita (Weekly)	\$458	\$461	\$470	\$461
% of Households with Children	11.1%	12.2%	13.0%	11.4%

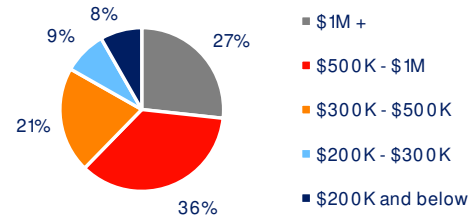
### 2029 Demographic Projections

Projected Population	6,368	43,949	88,009	73,171
Projected Annual Growth Rate	-0.3%	0.2%	0.2%	0.2%
Projected Total Growth Rate (5-Yr)	-1.4%	1.2%	1.1%	0.8%

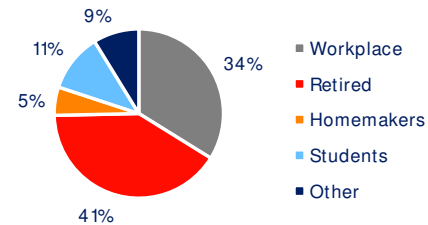
### 3-Mile Radius Section Detail



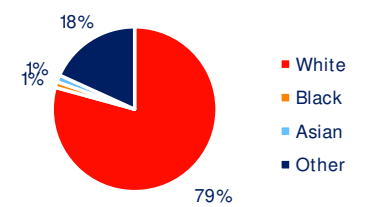
Household Income



Home Value



Daytime Population



Hispanic Origin: 22.9%  
Race

**BRIXMOR**