

Central Station

College Station, TX

Demographic Summary Report

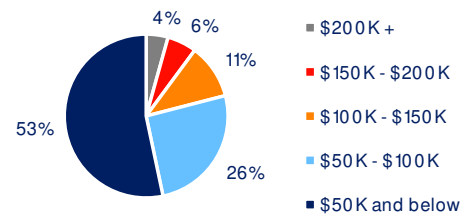
2020 Census, 2024 Estimates & 2029 Projections
Source: Synergos Technologies, Inc

Current Year Demographics	1-Mile Radius	3-Mile Radius	5-Mile Radius	10-Min Drive
Current Population	10,793	94,388	168,743	148,704
Total Daytime Population	14,954	135,435	208,555	192,121
Workplace Population	7,404	49,826	73,731	73,143
Average Household Income	\$48,595	\$68,659	\$81,771	\$80,022
Median Household Income	\$32,393	\$45,437	\$57,678	\$55,803
Total Households	4,753	33,475	62,757	55,299
Median Home Value	\$328,328	\$315,951	\$305,721	\$315,780
College (4+)	51.1%	48.9%	46.6%	48.5%
Total Consumer Spending/Capita (Weekly)	\$333	\$353	\$367	\$346
% of Households with Children	18.1%	17.5%	21.3%	21.2%

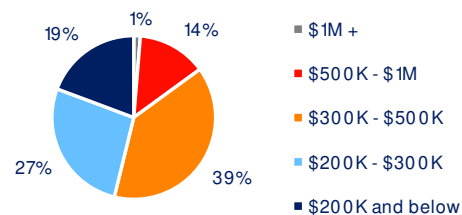
2029 Demographic Projections

Projected Population	9,594	91,617	173,809	150,051
Projected Annual Growth Rate	-2.3%	-0.6%	0.6%	0.2%
Projected Total Growth Rate (5-Yr)	-11.1%	-2.9%	3.0%	0.9%

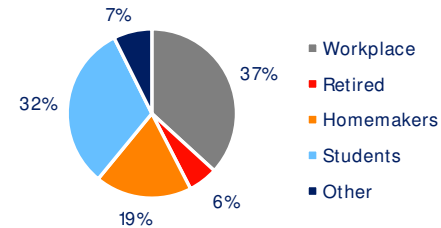
3-Mile Radius Section Detail



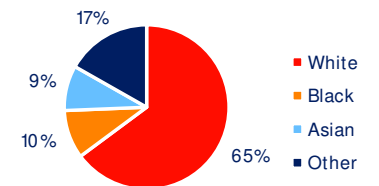
Household Income



Home Value



Daytime Population



Hispanic Origin: 22%
Race

BRIXMOR