

Champlin Marketplace

Champlin, MN

Demographic Summary Report

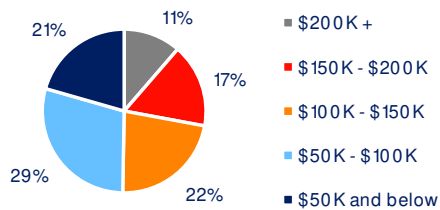
2020 Census, 2024 Estimates & 2029 Projections
Source: Synergos Technologies, Inc

Current Year Demographics	1-Mile Radius	3-Mile Radius	5-Mile Radius	10-Min Drive
Current Population	8,354	65,174	176,280	111,239
Total Daytime Population	5,188	80,001	205,878	156,851
Workplace Population	2,007	29,358	75,310	58,132
Average Household Income	\$128,393	\$119,772	\$118,656	\$123,192
Median Household Income	\$111,546	\$100,559	\$97,120	\$103,977
Total Households	3,124	24,769	65,963	41,188
Median Home Value	\$370,144	\$367,561	\$355,439	\$369,425
College (4+)	40.6%	33.5%	35.3%	36.3%
Total Consumer Spending/Capita (Weekly)	\$524	\$517	\$513	\$523
% of Households with Children	31.8%	28.9%	30.0%	30.4%

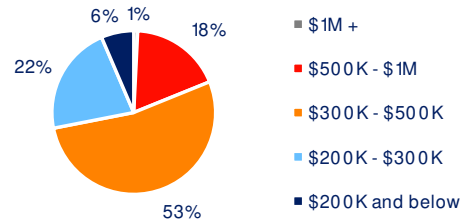
2029 Demographic Projections

Projected Population	8,831	68,240	184,528	117,219
Projected Annual Growth Rate	1.1%	0.9%	0.9%	1.1%
Projected Total Growth Rate (5-Yr)	5.7%	4.7%	4.7%	5.4%

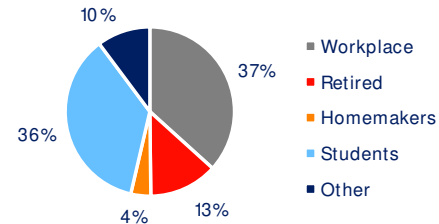
3-Mile Radius Section Detail



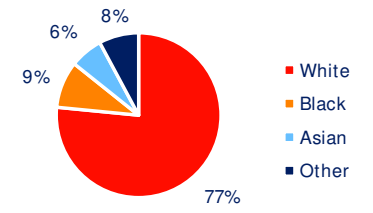
Household Income



Home Value



Daytime Population



Race
Hispanic Origin: 3.1%