

Circle Center

Hilton Head Island, SC

Demographic Summary Report

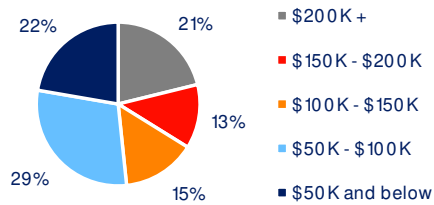
2020 Census, 2024 Estimates & 2029 Projections
Source: Synergos Technologies, Inc

Current Year Demographics	1-Mile Radius	3-Mile Radius	5-Mile Radius	10-Min Drive
Current Population	2,758	12,172	20,154	21,697
Total Daytime Population	5,971	14,924	23,421	26,295
Workplace Population	3,527	7,471	10,453	10,847
Average Household Income	\$138,764	\$159,496	\$164,554	\$156,262
Median Household Income	\$90,579	\$96,971	\$108,500	\$99,311
Total Households	1,531	6,219	9,691	10,235
Median Home Value	\$666,289	\$876,545	\$873,189	\$816,827
College (4+)	62.1%	60.6%	56.4%	54.5%
Total Consumer Spending/Capita (Weekly)	\$489	\$498	\$500	\$494
% of Households with Children	7.7%	7.4%	9.2%	10.9%

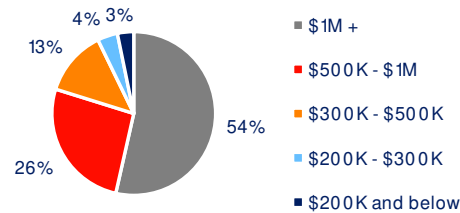
2029 Demographic Projections

Projected Population	2,811	12,253	20,222	21,796
Projected Annual Growth Rate	0.4%	0.1%	0.1%	0.1%
Projected Total Growth Rate (5-Yr)	1.9%	0.7%	0.3%	0.5%

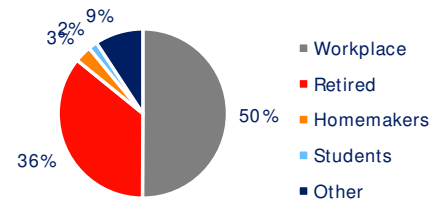
3-Mile Radius Section Detail



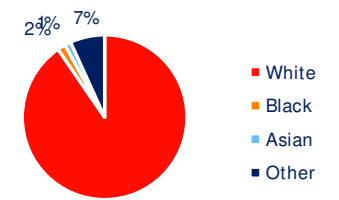
Household Income



Home Value



Daytime Population



Race
Hispanic Origin: 6.3%