

# Claremont Village

Dallas, TX

## Demographic Summary Report

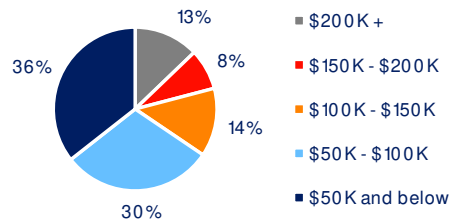
2020 Census, 2024 Estimates & 2029 Projections  
Source: Synergos Technologies, Inc

Current Year Demographics	1-Mile Radius	3-Mile Radius	5-Mile Radius	10-Min Drive
Current Population	13,077	118,233	393,572	329,062
Total Daytime Population	10,798	116,443	431,402	472,435
Workplace Population	3,411	33,020	171,074	237,145
Average Household Income	\$118,306	\$114,070	\$118,420	\$119,772
Median Household Income	\$78,932	\$69,365	\$77,790	\$81,321
Total Households	5,254	44,869	162,106	139,359
Median Home Value	\$451,296	\$402,582	\$365,547	\$351,398
College (4+)	37.0%	33.8%	39.1%	38.6%
Total Consumer Spending/Capita (Weekly)	\$444	\$436	\$435	\$431
% of Households with Children	29.4%	30.3%	24.0%	22.5%

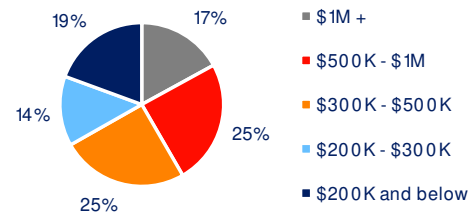
### 2029 Demographic Projections

Projected Population	13,023	117,926	406,255	344,955
Projected Annual Growth Rate	-0.1%	-0.1%	0.6%	0.9%
Projected Total Growth Rate (5-Yr)	-0.4%	-0.3%	3.2%	4.8%

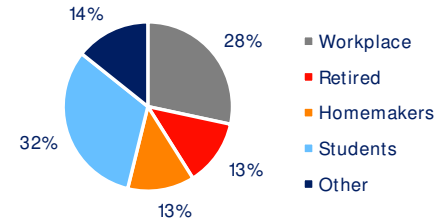
### 3-Mile Radius Section Detail



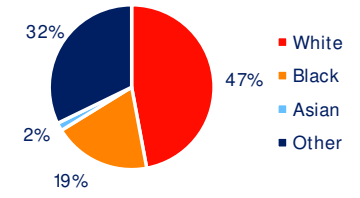
Household Income



Home Value



Daytime Population



Race

**BRIXMOR**