

Clear Lake Camino South

Houston, TX

Demographic Summary Report

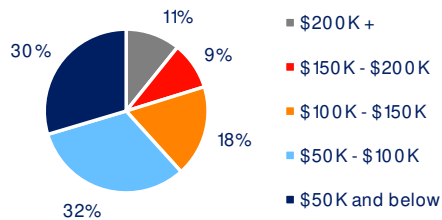
2020 Census, 2024 Estimates & 2029 Projections
Source: Synergos Technologies, Inc

Current Year Demographics	1-Mile Radius	3-Mile Radius	5-Mile Radius	10-Min Drive
Current Population	17,198	75,887	182,730	113,816
Total Daytime Population	19,249	96,717	184,128	130,893
Workplace Population	11,449	46,432	71,194	58,580
Average Household Income	\$78,243	\$107,355	\$122,341	\$114,545
Median Household Income	\$63,223	\$76,871	\$93,965	\$83,789
Total Households	7,722	32,786	72,984	46,887
Median Home Value	\$258,100	\$322,224	\$352,164	\$335,302
College (4+)	38.7%	44.3%	44.7%	44.5%
Total Consumer Spending/Capita (Weekly)	\$409	\$432	\$447	\$421
% of Households with Children	24.7%	25.1%	28.5%	27.8%

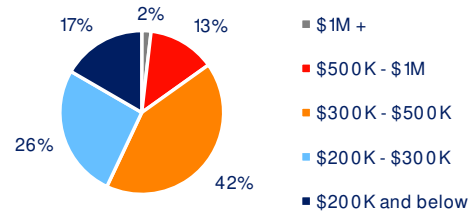
2029 Demographic Projections

Projected Population	17,068	75,709	184,780	114,254
Projected Annual Growth Rate	-0.2%	0.0%	0.2%	0.1%
Projected Total Growth Rate (5-Yr)	-0.8%	-0.2%	1.1%	0.4%

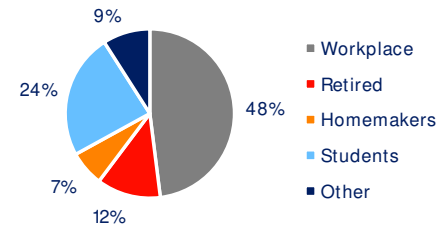
3-Mile Radius Section Detail



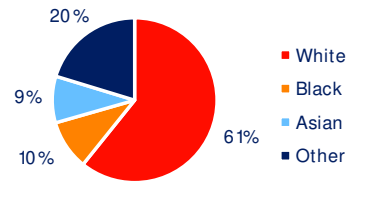
Household Income



Home Value



Daytime Population



Race

BRIXMOR