

# Clearwater Mall

Clearwater, FL

## Demographic Summary Report

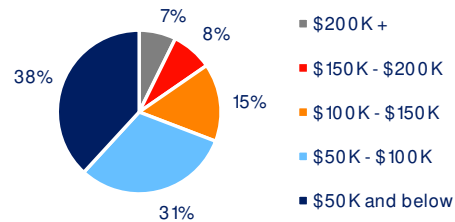
2020 Census, 2024 Estimates & 2029 Projections  
Source: Synergos Technologies, Inc

Current Year Demographics	1-Mile Radius	3-Mile Radius	5-Mile Radius	10-Min Drive
Current Population	16,113	87,601	241,030	229,778
Total Daytime Population	14,632	91,773	258,850	253,181
Workplace Population	5,556	35,038	104,057	104,178
Average Household Income	\$77,939	\$90,350	\$88,411	\$87,952
Median Household Income	\$59,963	\$63,432	\$62,724	\$63,103
Total Households	7,820	39,419	109,568	104,168
Median Home Value	\$227,091	\$361,878	\$342,317	\$343,017
College (4+)	28.5%	30.9%	29.9%	29.8%
Total Consumer Spending/Capita (Weekly)	\$423	\$433	\$431	\$429
% of Households with Children	17.2%	18.2%	18.0%	18.1%

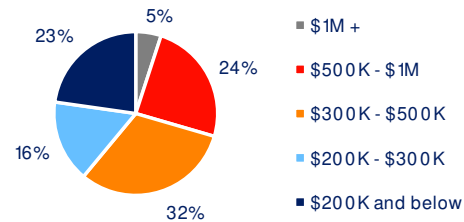
### 2029 Demographic Projections

Projected Population	16,096	87,315	240,235	228,906
Projected Annual Growth Rate	0.0%	-0.1%	-0.1%	-0.1%
Projected Total Growth Rate (5-Yr)	-0.1%	-0.3%	-0.3%	-0.4%

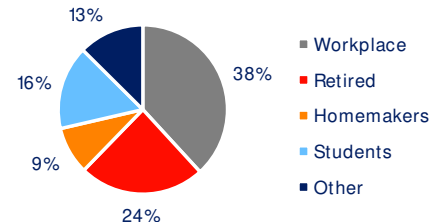
### 3-Mile Radius Section Detail



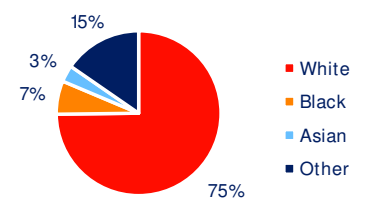
Household Income



Home Value



Daytime Population



Hispanic Origin: 15.7%  
Race

**BRIXMOR®**