

Cobblestone Village

Royal Palm Beach, FL

Demographic Summary Report

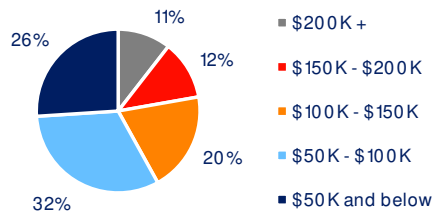
2020 Census, 2024 Estimates & 2029 Projections
Source: Synergos Technologies, Inc

Current Year Demographics	1-Mile Radius	3-Mile Radius	5-Mile Radius	10-Min Drive
Current Population	6,979	59,181	149,084	141,132
Total Daytime Population	8,577	52,555	127,413	127,070
Workplace Population	2,343	17,855	40,054	42,106
Average Household Income	\$102,675	\$107,161	\$108,927	\$108,092
Median Household Income	\$75,426	\$83,929	\$83,678	\$80,362
Total Households	2,781	22,206	55,958	53,771
Median Home Value	\$559,939	\$538,893	\$550,254	\$536,271
College (4+)	40.0%	36.3%	36.6%	37.2%
Total Consumer Spending/Capita (Weekly)	\$485	\$482	\$483	\$483
% of Households with Children	27.3%	26.9%	28.7%	28.1%

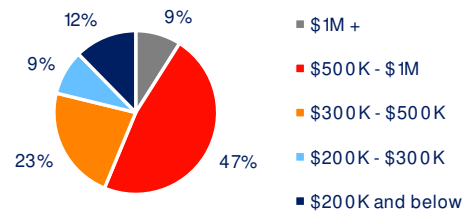
2029 Demographic Projections

Projected Population	7,006	60,264	152,935	144,178
Projected Annual Growth Rate	0.1%	0.4%	0.5%	0.4%
Projected Total Growth Rate (5-Yr)	0.4%	1.8%	2.6%	2.2%

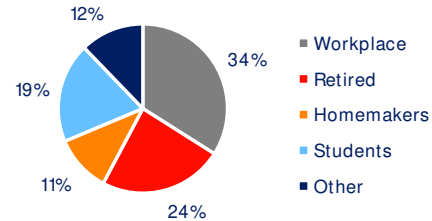
3-Mile Radius Section Detail



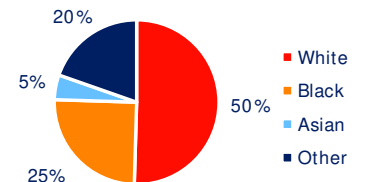
Household Income



Home Value



Daytime Population



Hispanic Origin: 24.5%
Race

BRIXMOR