

Cobblestone Village - St. Augustine

St. Augustine, FL

Demographic Summary Report

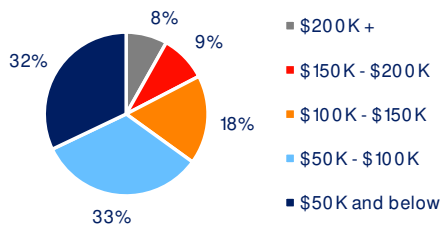
2020 Census, 2024 Estimates & 2029 Projections
Source: Synergos Technologies, Inc

Current Year Demographics	1-Mile Radius	3-Mile Radius	5-Mile Radius	10-Min Drive
Current Population	5,002	40,229	77,606	75,306
Total Daytime Population	10,521	49,444	85,696	80,903
Workplace Population	7,733	24,210	35,744	34,020
Average Household Income	\$76,814	\$96,290	\$101,663	\$100,772
Median Household Income	\$66,671	\$73,334	\$75,938	\$75,476
Total Households	2,124	17,023	33,845	32,908
Median Home Value	\$362,916	\$409,988	\$433,207	\$428,541
College (4+)	29.0%	32.3%	34.2%	33.4%
Total Consumer Spending/Capita (Weekly)	\$412	\$428	\$433	\$422
% of Households with Children	24.8%	17.2%	17.5%	16.9%

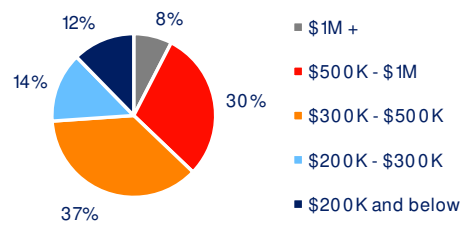
2029 Demographic Projections

Projected Population	4,963	40,177	77,500	74,858
Projected Annual Growth Rate	-0.2%	0.0%	0.0%	-0.1%
Projected Total Growth Rate (5-Yr)	-0.8%	-0.1%	-0.1%	-0.6%

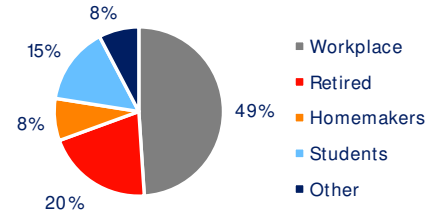
3-Mile Radius Section Detail



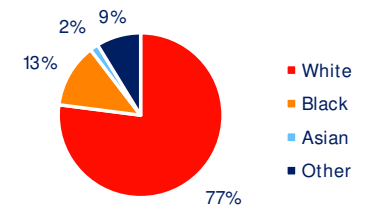
Household Income



Home Value



Daytime Population



Hispanic Origin: 8.0%
Race