

# Coconut Creek Plaza

Coconut Creek, FL

## Demographic Summary Report

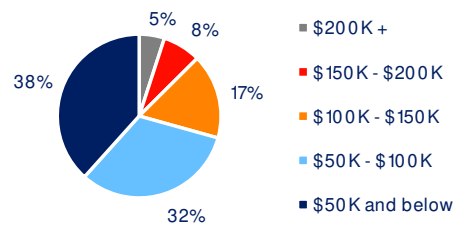
2020 Census, 2024 Estimates & 2029 Projections  
Source: Synergos Technologies, Inc

Current Year Demographics	1-Mile Radius	3-Mile Radius	5-Mile Radius	10-Min Drive
Current Population	15,558	142,129	404,937	315,801
Total Daytime Population	19,102	141,139	412,473	334,838
Workplace Population	5,959	54,692	162,622	137,440
Average Household Income	\$126,872	\$88,436	\$89,940	\$90,978
Median Household Income	\$59,703	\$65,346	\$67,496	\$68,267
Total Households	7,354	56,927	154,774	119,914
Median Home Value	\$296,894	\$368,513	\$398,541	\$397,242
College (4+)	29.6%	31.0%	29.3%	30.1%
Total Consumer Spending/Capita (Weekly)	\$463	\$461	\$463	\$461
% of Households with Children	18.8%	22.9%	26.4%	26.9%

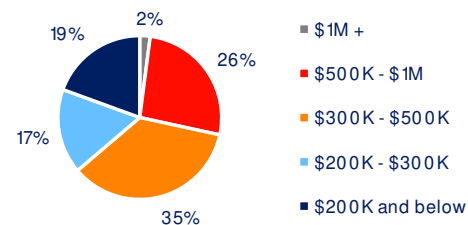
### 2029 Demographic Projections

Projected Population	15,689	144,725	407,267	318,335
Projected Annual Growth Rate	0.2%	0.4%	0.1%	0.2%
Projected Total Growth Rate (5-Yr)	0.8%	1.8%	0.6%	0.8%

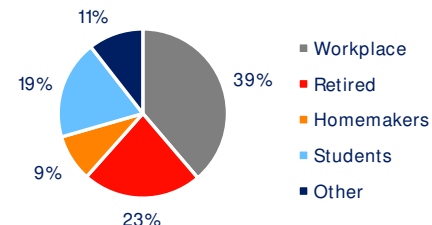
### 3-Mile Radius Section Detail



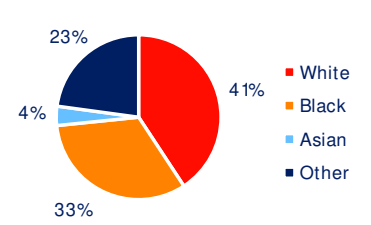
Household Income



Home Value



Daytime Population



Race

**BRIXMOR**