

# College Plaza

Selden, NY

# Demographic Summary Report

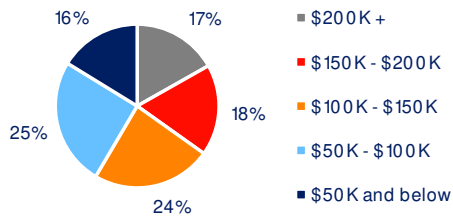
2020 Census, 2024 Estimates & 2029 Projections  
Source: Synergos Technologies, Inc

Current Year Demographics	1-Mile Radius	3-Mile Radius	5-Mile Radius	10-Min Drive
Current Population	14,477	102,438	246,544	174,246
Total Daytime Population	16,270	109,189	256,643	179,280
Workplace Population	2,480	21,247	74,512	45,974
Average Household Income	\$128,003	\$138,411	\$143,855	\$140,773
Median Household Income	\$114,775	\$117,956	\$120,807	\$118,561
Total Households	4,643	34,350	82,408	59,968
Median Home Value	\$495,048	\$542,141	\$576,709	\$562,183
College (4+)	27.3%	32.2%	35.8%	34.9%
Total Consumer Spending/Capita (Weekly)	\$571	\$577	\$581	\$572
% of Households with Children	35.5%	32.4%	30.0%	30.3%

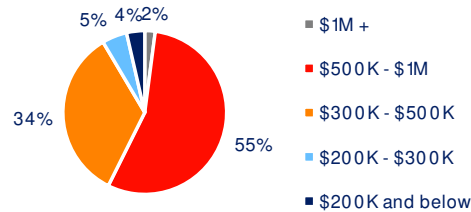
## 2029 Demographic Projections

Projected Population	14,407	102,911	248,035	174,942
Projected Annual Growth Rate	-0.1%	0.1%	0.1%	0.1%
Projected Total Growth Rate (5-Yr)	-0.5%	0.5%	0.6%	0.4%

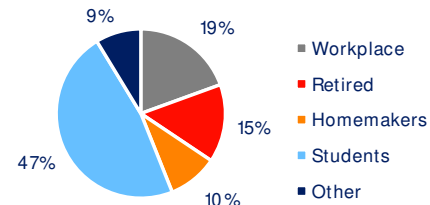
## 3-Mile Radius Section Detail



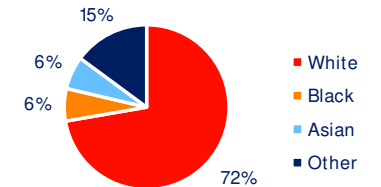
Household Income



Home Value



Daytime Population



Hispanic Origin: 17.4%  
Race