

Collegetown Shopping Center

Glassboro, NJ

Demographic Summary Report

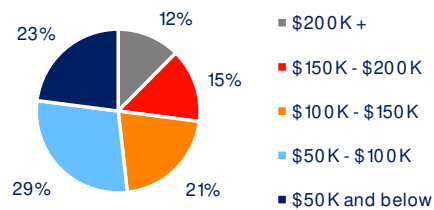
2020 Census, 2024 Estimates & 2029 Projections
Source: Synergos Technologies, Inc

Current Year Demographics	1-Mile Radius	3-Mile Radius	5-Mile Radius	10-Min Drive
Current Population	13,154	56,025	107,414	84,001
Total Daytime Population	25,105	65,924	121,774	93,848
Workplace Population	4,641	18,150	35,117	25,791
Average Household Income	\$115,759	\$117,939	\$128,013	\$126,030
Median Household Income	\$103,259	\$96,447	\$104,023	\$103,103
Total Households	3,862	19,092	37,484	28,962
Median Home Value	\$361,302	\$386,934	\$406,680	\$401,281
College (4+)	44.2%	41.2%	39.9%	40.2%
Total Consumer Spending/Capita (Weekly)	\$498	\$498	\$505	\$490
% of Households with Children	23.7%	26.1%	27.8%	26.8%

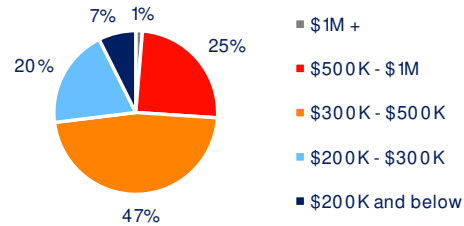
2029 Demographic Projections

Projected Population	13,429	57,459	110,035	86,087
Projected Annual Growth Rate	0.4%	0.5%	0.5%	0.5%
Projected Total Growth Rate (5-Yr)	2.1%	2.6%	2.4%	2.5%

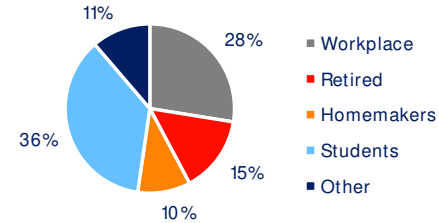
3-Mile Radius Section Detail



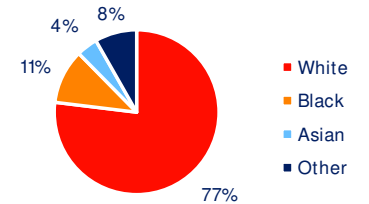
Household Income



Home Value



Daytime Population



Hispanic Origin: 7.4%
Race

BRIXMOR