

Collegeville Shopping Center

Collegeville, PA

Demographic Summary Report

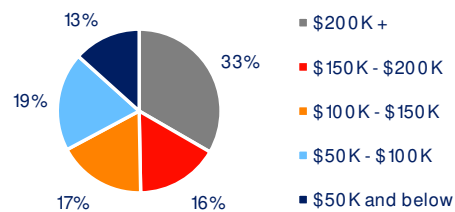
2020 Census, 2024 Estimates & 2029 Projections
Source: Synergos Technologies, Inc

Current Year Demographics	1-Mile Radius	3-Mile Radius	5-Mile Radius	10-Min Drive
Current Population	8,283	41,899	117,827	75,052
Total Daytime Population	9,949	41,062	118,136	69,363
Workplace Population	4,126	14,892	42,544	22,119
Average Household Income	\$167,290	\$184,622	\$161,476	\$173,427
Median Household Income	\$136,297	\$149,226	\$125,875	\$138,176
Total Households	2,733	13,542	42,687	25,446
Median Home Value	\$529,001	\$584,462	\$515,327	\$546,514
College (4+)	58.9%	54.7%	52.4%	52.8%
Total Consumer Spending/Capita (Weekly)	\$520	\$532	\$517	\$528
% of Households with Children	30.9%	37.3%	31.6%	34.2%

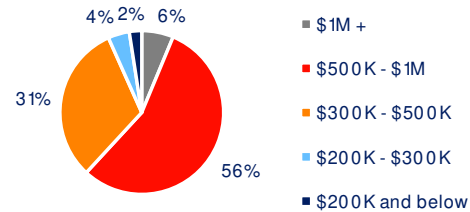
2029 Demographic Projections

Projected Population	8,781	43,869	121,469	77,473
Projected Annual Growth Rate	1.2%	0.9%	0.6%	0.6%
Projected Total Growth Rate (5-Yr)	6.0%	4.7%	3.1%	3.2%

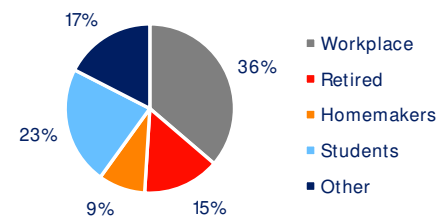
3-Mile Radius Section Detail



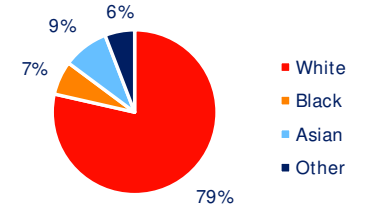
Household Income



Home Value



Daytime Population



Hispanic Origin: 4.1%
Race

BRIXMOR®