

Colonial Commons - Orange

Orange, CT

Demographic Summary Report

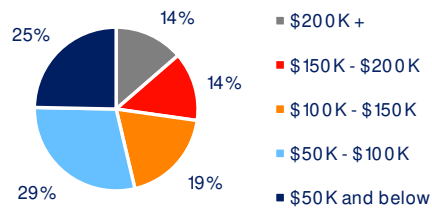
2020 Census, 2024 Estimates & 2029 Projections
Source: Synergos Technologies, Inc

Current Year Demographics	1-Mile Radius	3-Mile Radius	5-Mile Radius	10-Min Drive
Current Population	3,037	64,162	157,002	135,851
Total Daytime Population	6,573	64,276	202,781	187,358
Workplace Population	4,298	22,530	97,265	95,002
Average Household Income	\$120,384	\$119,861	\$112,724	\$114,662
Median Household Income	\$107,324	\$91,937	\$82,383	\$84,001
Total Households	1,236	24,923	62,751	54,746
Median Home Value	\$509,408	\$430,507	\$431,597	\$432,798
College (4+)	44.6%	36.9%	38.8%	38.7%
Total Consumer Spending/Capita (Weekly)	\$511	\$499	\$488	\$501
% of Households with Children	21.3%	25.7%	23.8%	24.0%

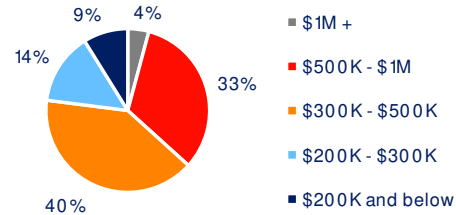
2029 Demographic Projections

Projected Population	3,095	64,707	158,586	137,914
Projected Annual Growth Rate	0.4%	0.2%	0.2%	0.3%
Projected Total Growth Rate (5-Yr)	1.9%	0.9%	1.0%	1.5%

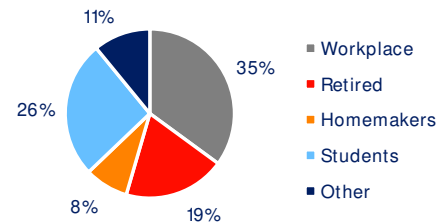
3-Mile Radius Section Detail



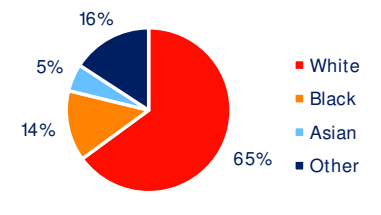
Household Income



Home Value



Daytime Population



Hispanic Origin: 16.9%
Race

BRIXMOR