

Colonial Marketplace

Orlando, FL

Demographic Summary Report

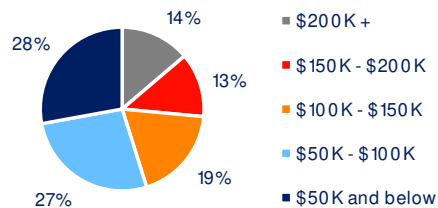
2020 Census, 2024 Estimates & 2029 Projections
Source: Synergos Technologies, Inc

Current Year Demographics	1-Mile Radius	3-Mile Radius	5-Mile Radius	10-Min Drive
Current Population	10,097	122,638	304,088	300,268
Total Daytime Population	21,589	272,116	502,330	515,775
Workplace Population	15,174	147,679	259,337	270,182
Average Household Income	\$121,346	\$127,449	\$112,685	\$110,578
Median Household Income	\$94,120	\$89,171	\$74,320	\$72,920
Total Households	5,115	57,360	131,373	128,699
Median Home Value	\$497,332	\$531,680	\$442,567	\$440,757
College (4+)	57.2%	52.9%	42.7%	41.5%
Total Consumer Spending/Capita (Weekly)	\$438	\$438	\$429	\$442
% of Households with Children	19.3%	19.2%	20.9%	20.8%

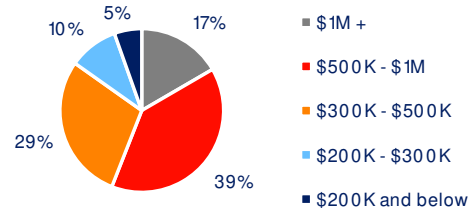
2029 Demographic Projections

Projected Population	10,379	128,380	314,910	310,320
Projected Annual Growth Rate	0.6%	0.9%	0.7%	0.7%
Projected Total Growth Rate (5-Yr)	2.8%	4.7%	3.6%	3.3%

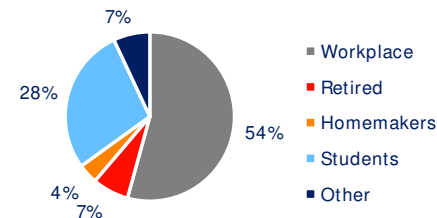
3-Mile Radius Section Detail



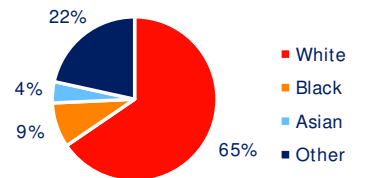
Household Income



Home Value



Daytime Population



Hispanic Origin: 27.4%
Race

BRIXMOR