

Columbus Center

Columbus, IN

Demographic Summary Report

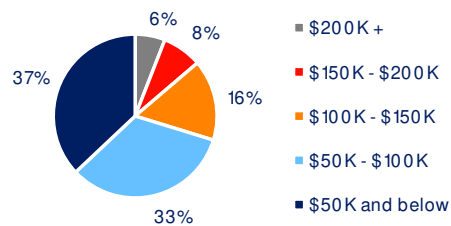
2020 Census, 2024 Estimates & 2029 Projections
Source: Synergos Technologies, Inc

Current Year Demographics	1-Mile Radius	3-Mile Radius	5-Mile Radius	10-Min Drive
Current Population	8,761	41,800	52,637	47,116
Total Daytime Population	15,291	63,396	73,410	69,696
Workplace Population	8,656	29,581	34,222	32,606
Average Household Income	\$78,103	\$87,134	\$91,636	\$88,278
Median Household Income	\$53,249	\$67,224	\$72,438	\$69,275
Total Households	3,887	17,444	21,481	19,451
Median Home Value	\$240,750	\$251,034	\$257,639	\$250,928
College (4+)	29.9%	34.0%	35.0%	33.5%
Total Consumer Spending/Capita (Weekly)	\$410	\$418	\$421	\$418
% of Households with Children	23.8%	24.9%	26.2%	25.5%

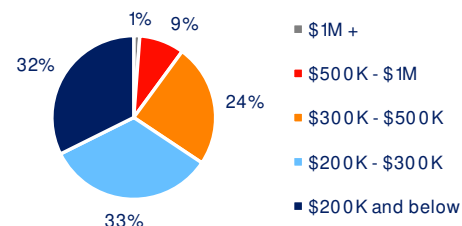
2029 Demographic Projections

Projected Population	8,753	42,264	53,412	47,725
Projected Annual Growth Rate	0.0%	0.2%	0.3%	0.3%
Projected Total Growth Rate (5-Yr)	-0.1%	1.1%	1.5%	1.3%

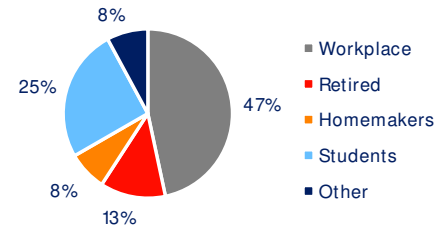
3-Mile Radius Section Detail



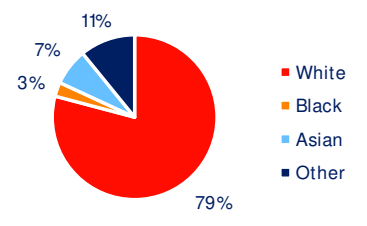
Household Income



Home Value



Daytime Population



Hispanic Origin: 8.9%
Race

BRIXMOR®