

Coastal Landing

Brooksville, FL

Demographic Summary Report

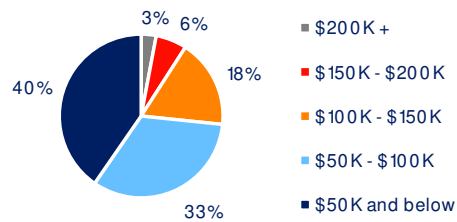
2020 Census, 2024 Estimates & 2029 Projections
Source: Synergos Technologies, Inc

Current Year Demographics	1-Mile Radius	3-Mile Radius	5-Mile Radius	10-Min Drive
Current Population	4,493	36,100	87,213	62,183
Total Daytime Population	5,178	33,817	81,876	60,974
Workplace Population	2,160	10,318	20,440	17,318
Average Household Income	\$71,072	\$75,646	\$81,004	\$80,100
Median Household Income	\$55,826	\$61,296	\$65,554	\$64,504
Total Households	1,877	14,857	34,751	25,066
Median Home Value	\$228,048	\$257,165	\$298,460	\$288,235
College (4+)	18.4%	19.0%	19.6%	19.4%
Total Consumer Spending/Capita (Weekly)	\$429	\$430	\$433	\$429
% of Households with Children	18.0%	19.6%	22.0%	21.1%

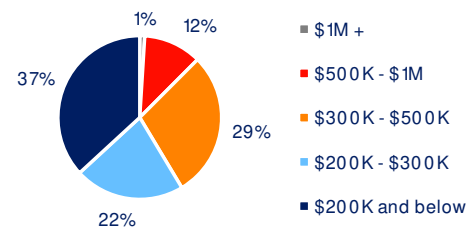
2029 Demographic Projections

Projected Population	4,747	38,479	93,993	67,114
Projected Annual Growth Rate	1.1%	1.3%	1.5%	1.5%
Projected Total Growth Rate (5-Yr)	5.6%	6.6%	7.8%	7.9%

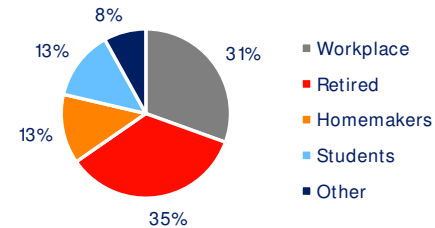
3-Mile Radius Section Detail



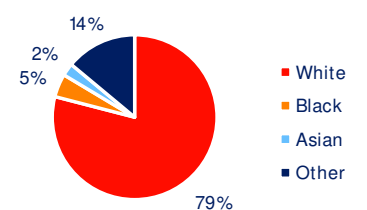
Household Income



Home Value



Daytime Population



Hispanic Origin: 15.9%
Race

BRIXMOR