

Commons of Chicago Ridge

Chicago Ridge, IL

Demographic Summary Report

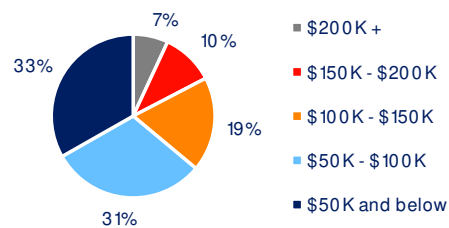
2020 Census, 2024 Estimates & 2029 Projections
Source: Synergos Technologies, Inc

Current Year Demographics	1-Mile Radius	3-Mile Radius	5-Mile Radius	10-Min Drive
Current Population	19,667	149,502	337,091	285,561
Total Daytime Population	18,012	166,591	358,520	321,240
Workplace Population	7,048	54,575	116,467	108,091
Average Household Income	\$85,765	\$95,091	\$99,302	\$99,136
Median Household Income	\$68,601	\$74,117	\$79,986	\$79,353
Total Households	7,458	55,376	123,916	105,553
Median Home Value	\$262,853	\$296,503	\$303,147	\$301,670
College (4+)	24.7%	24.3%	26.1%	26.5%
Total Consumer Spending/Capita (Weekly)	\$466	\$477	\$479	\$472
% of Households with Children	27.8%	27.3%	28.4%	27.6%

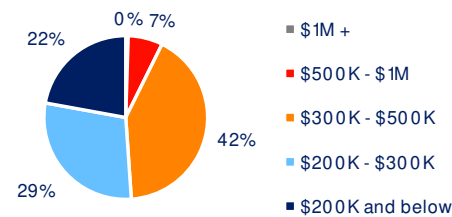
2029 Demographic Projections

Projected Population	19,333	146,864	331,538	280,986
Projected Annual Growth Rate	-0.3%	-0.4%	-0.3%	-0.3%
Projected Total Growth Rate (5-Yr)	-1.7%	-1.8%	-1.6%	-1.6%

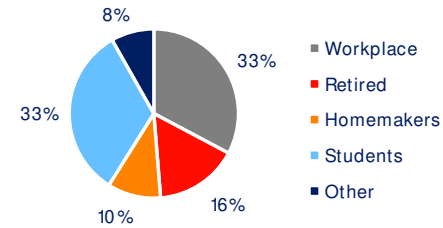
3-Mile Radius Section Detail



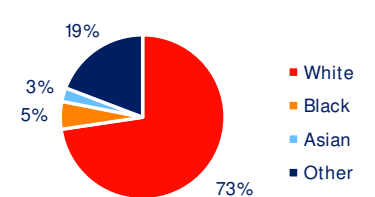
Household Income



Home Value



Daytime Population



Hispanic Origin: 22.7%
Race

BRIXMOR®